



GOBIERNO  
DE ESPAÑA

MINISTERIO  
DE EMPLEO  
Y SEGURIDAD SOCIAL



UNIÓN EUROPEA  
Fondo Social Europeo  
*El FSE invierte en tu futuro*

# Sistema Nacional de Garantía Juvenil

## Fichero de Inscripción



Datos a 30 de SEPTIEMBRE DE 2017



# SISTEMA NACIONAL DE GARANTÍA JUVENIL

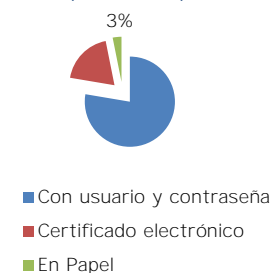
Datos a 30 de septiembre de 2017



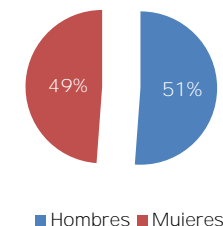
## Proceso de Inscripción (TABLA GENERAL)

|   | ESPAÑA         |                |                |
|---|----------------|----------------|----------------|
|   | Total          | Hombres        | Mujeres        |
| <b>Solicitudes</b>                                    | <b>896.774</b> | <b>459.051</b> | <b>437.723</b> |
| Con usuario y contraseña                              | 696.618        | 356.074        | 340.544        |
| Certificado electrónico                               | 172.269        | 89.332         | 82.937         |
| En Papel completas y correctas                        | 27.887         | 13.645         | 14.242         |
| <b>Expedientes resueltos</b>                          | <b>887.278</b> | <b>454.027</b> | <b>433.251</b> |
| Con usuario y contraseña                              | 689.025        | 352.075        | 336.950        |
| Certificado electrónico                               | 170.369        | 88.307         | 82.062         |
| En Papel  | 27.884         | 13.645         | 14.239         |
| % de expedientes resueltos                            | 99%            | 99%            | 99%            |
| <b>Inscripciones (resoluciones positivas)</b>         | <b>849.910</b> | <b>435.679</b> | <b>414.231</b> |
| Con usuario y contraseña                              | 676.125        | 345.507        | 330.618        |
| Certificado electrónico                               | 163.606        | 84.627         | 78.979         |
| En Papel  | 10.179         | 5.545          | 4.634          |
| <b>Denegaciones (resoluciones negativas)</b>          | <b>37.363</b>  | <b>18.343</b>  | <b>19.021</b>  |
| Con usuario y contraseña                              | 12.900         | 6.568          | 6.332          |
| Certificado electrónico                               | 6.763          | 3.680          | 3.083          |
| En Papel  | 17.700         | 8.100          | 9.600          |
| <b>Servicio O60 Garantía Juvenil (Acumulado 2017)</b> | <b>49.032</b>  | <b>---</b>     | <b>---</b>     |
| Llamadas atendidas - opción jóvenes                   | 30.602         | ---            | ---            |
| Llamadas atendidas - opción empleadores               | 5.010          | ---            | ---            |
| Correos atendidos                                     | 13.420         | ---            | ---            |

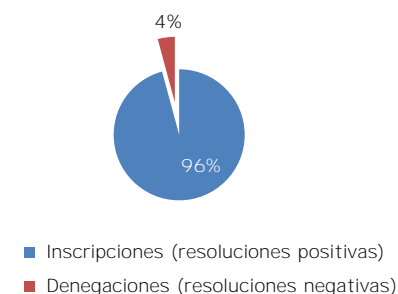
### Por Tipo de Expediente



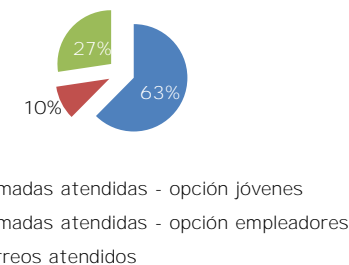
### Por Sexo



### Por Tipo de resolución



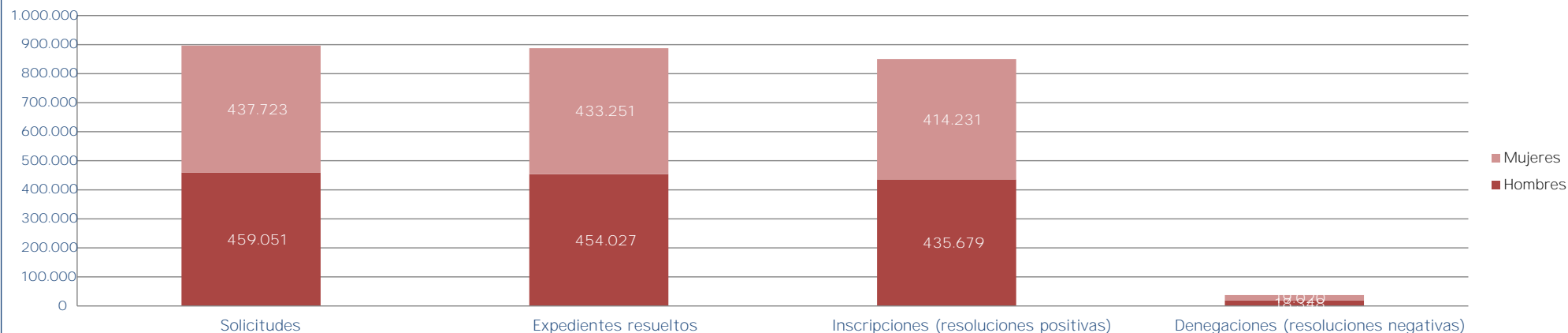
### Teléfono de Información



Datos del Sistema Nacional de Garantía Juvenil

Modelo estadístico acordado en la Comisión Delegada de Seguimiento y Evaluación del Sistema Nacional de Garantía Juvenil

## Registro del Sistema



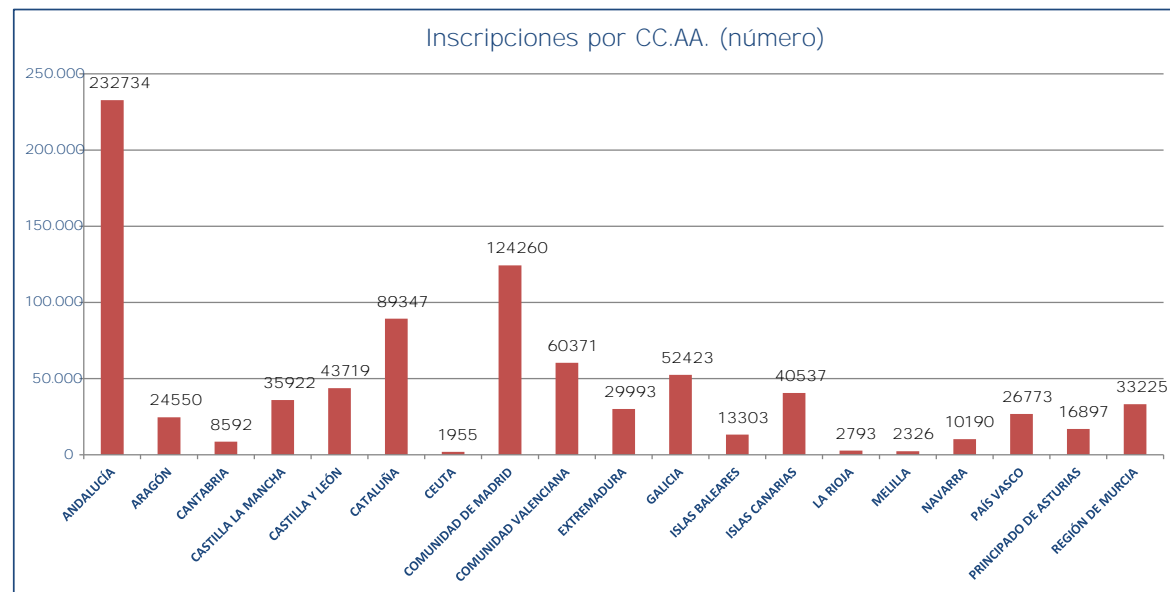
# SISTEMA NACIONAL DE GARANTÍA JUVENIL

Datos a 30 de septiembre de 2017



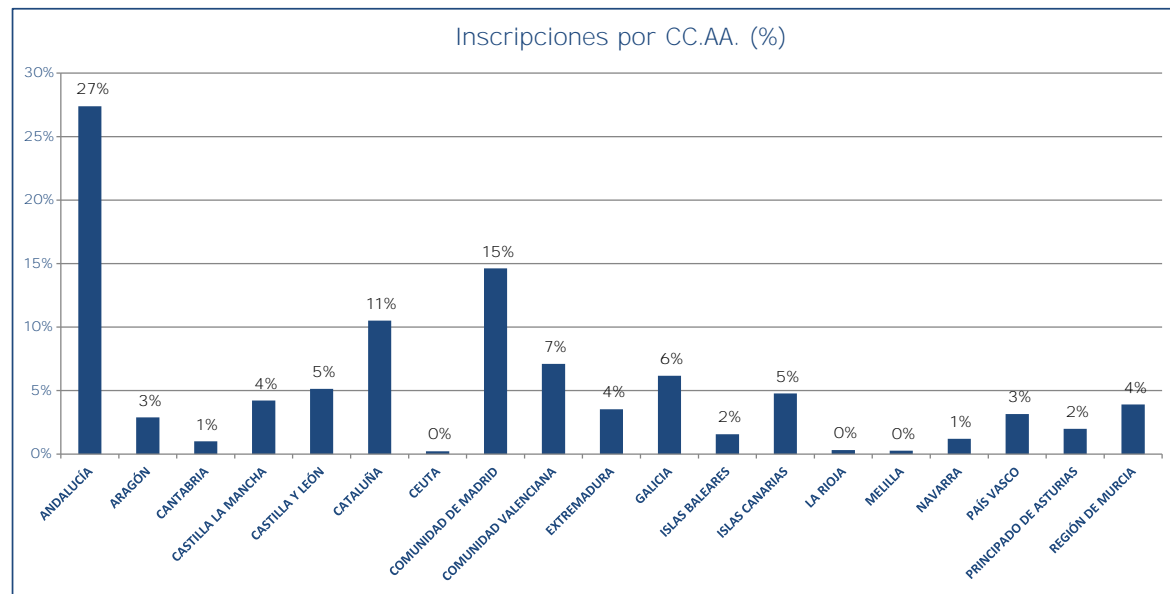
## INSCRIPCIONES (Datos por CC.AA.)

|                        | Total          |             | Hombres        |             | Mujeres        |             |
|------------------------|----------------|-------------|----------------|-------------|----------------|-------------|
|                        | Número         | %/total     | Número         | %/total     | Número         | %/total     |
| ANDALUCÍA              | 232.734        | 27%         | 113.993        | 26,2%       | 118.741        | 28,7%       |
| ARAGÓN                 | 24.550         | 3%          | 12.695         | 2,9%        | 11.855         | 2,9%        |
| CANTABRIA              | 8.592          | 1%          | 4.569          | 1,0%        | 4.023          | 1,0%        |
| CASTILLA LA MANCHA     | 35.922         | 4%          | 17.592         | 4,0%        | 18.330         | 4,4%        |
| CASTILLA Y LEÓN        | 43.719         | 5%          | 22.882         | 5,3%        | 20.837         | 5,0%        |
| CATALUÑA               | 89.347         | 11%         | 51.419         | 11,8%       | 37.928         | 9,2%        |
| CEUTA                  | 1.955          | 0%          | 943            | 0,2%        | 1.012          | 0,2%        |
| COMUNIDAD DE MADRID    | 124.260        | 15%         | 62.629         | 14,4%       | 61.631         | 14,9%       |
| COMUNIDAD VALENCIANA   | 60.371         | 7%          | 31.963         | 7,3%        | 28.403         | 6,9%        |
| EXTREMADURA            | 29.993         | 4%          | 14.741         | 3,4%        | 15.252         | 3,7%        |
| GALICIA                | 52.423         | 6%          | 25.789         | 5,9%        | 26.634         | 6,4%        |
| ISLAS BALEARES         | 13.303         | 2%          | 7.028          | 1,6%        | 6.275          | 1,5%        |
| ISLAS CANARIAS         | 40.537         | 5%          | 20.697         | 4,8%        | 19.840         | 4,8%        |
| LA RIOJA               | 2.793          | 0%          | 1.499          | 0,3%        | 1.294          | 0,3%        |
| MELILLA                | 2.326          | 0%          | 1.075          | 0,2%        | 1.251          | 0,3%        |
| NAVARRA                | 10.190         | 1%          | 5.713          | 1,3%        | 4.477          | 1,1%        |
| PAÍS VASCO             | 26.773         | 3%          | 13.769         | 3,2%        | 13.004         | 3,1%        |
| PRINCIPADO DE ASTURIAS | 16.897         | 2%          | 9.204          | 2,1%        | 7.693          | 1,9%        |
| REGIÓN DE MURCIA       | 33.225         | 4%          | 17.474         | 4,0%        | 15.751         | 3,8%        |
| <b>TOTAL ESPAÑA</b>    | <b>849.910</b> | <b>100%</b> | <b>435.679</b> | <b>100%</b> | <b>414.231</b> | <b>100%</b> |



## DENEGACIONES (Datos por CC.AA.)

|                        | Total         |             | Hombres       |             | Mujeres       |             |
|------------------------|---------------|-------------|---------------|-------------|---------------|-------------|
|                        | Número        | %/total     | Número        | %/total     | Número        | %/total     |
| ANDALUCÍA              | 7.904         | 21%         | 4.119         | 22,4%       | 3.785         | 19,9%       |
| ARAGÓN                 | 2.506         | 7%          | 1.164         | 6,3%        | 1.342         | 7,1%        |
| CANTABRIA              | 224           | 1%          | 119           | 0,6%        | 105           | 0,6%        |
| CASTILLA LA MANCHA     | 1.154         | 3%          | 590           | 3,2%        | 564           | 3,0%        |
| CASTILLA Y LEÓN        | 1.411         | 4%          | 705           | 3,8%        | 706           | 3,7%        |
| CATALUÑA               | 2.877         | 8%          | 1.606         | 8,8%        | 1.271         | 6,7%        |
| CEUTA                  | 56            | 0%          | 25            | 0,1%        | 31            | 0,2%        |
| COMUNIDAD DE MADRID    | 8.727         | 23%         | 4.250         | 23,2%       | 4.477         | 23,5%       |
| COMUNIDAD VALENCIANA   | 1.690         | 5%          | 866           | 4,7%        | 824           | 4,3%        |
| EXTREMADURA            | 887           | 2%          | 506           | 2,8%        | 381           | 2,0%        |
| GALICIA                | 1.469         | 4%          | 625           | 3,4%        | 844           | 4,4%        |
| ISLAS BALEARES         | 386           | 1%          | 175           | 1,0%        | 211           | 1,1%        |
| ISLAS CANARIAS         | 873           | 2%          | 395           | 2,2%        | 478           | 2,5%        |
| LA RIOJA               | 115           | 0%          | 66            | 0,4%        | 49            | 0,3%        |
| MELILLA                | 51            | 0%          | 26            | 0,1%        | 25            | 0,1%        |
| NAVARRA                | 311           | 1%          | 167           | 0,9%        | 144           | 0,8%        |
| PAÍS VASCO             | 5.366         | 14%         | 2.213         | 12,1%       | 3.153         | 16,6%       |
| PRINCIPADO DE ASTURIAS | 393           | 1%          | 192           | 1,0%        | 201           | 1,1%        |
| REGIÓN DE MURCIA       | 968           | 3%          | 539           | 2,9%        | 429           | 2,3%        |
| <b>TOTAL ESPAÑA</b>    | <b>37.363</b> | <b>100%</b> | <b>18.343</b> | <b>100%</b> | <b>19.020</b> | <b>100%</b> |



Datos del Sistema Nacional de Garantía Juvenil

Modelo estadístico acordado en la Comisión Delegada de Seguimiento y Evaluación del Sistema Nacional de Garantía Juvenil


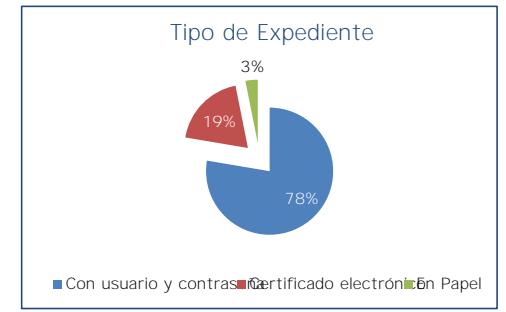
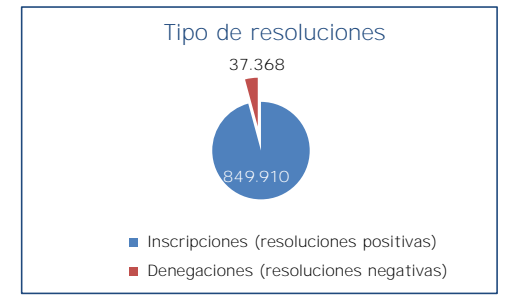
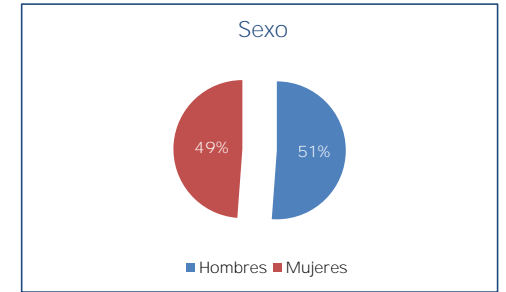
SISTEMA NACIONAL DE GARANTÍA JUVENIL

Datos a 30 de septiembre de 2017



ESTADOS (TOTAL POR CC.AA, PROVINCIAS Y SEXO)

|                               | Solicitudes |         |         | Expedientes resueltos |         |         | Inscripciones |         |         | Denegaciones |         |         |
|-------------------------------|-------------|---------|---------|-----------------------|---------|---------|---------------|---------|---------|--------------|---------|---------|
|                               | TOTAL       | Hombres | Mujeres | TOTAL                 | Hombres | Mujeres | TOTAL         | Hombres | Mujeres | TOTAL        | Hombres | Mujeres |
| <b>ANDALUCÍA</b>              | 242.185     | 118.870 | 123.31  | 240.638               | 118.112 | 122.52  | 232.734       | 113.993 | 118.74  | 7.904        | 4.119   | 3.78    |
| ALMERÍA                       | 16.048      | 7.979   | 8.069   | 15.778                | 7.841   | 7.937   | 15.184        | 7.562   | 7.622   | 589          | 279     | 310     |
| CADIZ                         | 39.298      | 19.428  | 19.870  | 39.134                | 19.357  | 19.777  | 38.234        | 18.913  | 19.321  | 900          | 444     | 456     |
| CÓRDOBA                       | 28.210      | 13.513  | 14.697  | 28.108                | 13.467  | 14.641  | 27.330        | 13.036  | 14.294  | 778          | 431     | 347     |
| GRANADA                       | 28.558      | 14.107  | 14.451  | 28.335                | 13.996  | 14.339  | 27.376        | 13.498  | 13.878  | 959          | 498     | 461     |
| HUELVA                        | 15.686      | 7.849   | 7.837   | 15.611                | 7.815   | 7.796   | 15.071        | 7.526   | 7.545   | 540          | 289     | 251     |
| JÁEN                          | 23.927      | 11.352  | 12.575  | 23.826                | 11.297  | 12.529  | 22.788        | 10.729  | 12.059  | 1.043        | 568     | 475     |
| MÁLAGA                        | 34.422      | 17.251  | 17.171  | 34.116                | 17.101  | 17.015  | 32.877        | 16.457  | 16.420  | 1.239        | 650     | 589     |
| SEVILLA                       | 56.040      | 27.389  | 28.651  | 55.735                | 27.239  | 28.496  | 53.879        | 26.279  | 27.607  | 1.856        | 960     | 896     |
| <b>ARAGON</b>                 | 27.439      | 14.083  | 13.35   | 27.055                | 13.859  | 13.19   | 24.550        | 12.695  | 11.85   | 2.506        | 1.164   | 1.34    |
| HUESCA                        | 3.805       | 1.949   | 1.856   | 3.758                 | 1.917   | 1.841   | 3.405         | 1.779   | 1.626   | 353          | 139     | 214     |
| TERUEL                        | 2.911       | 1.452   | 1.459   | 2.887                 | 1.433   | 1.454   | 2.620         | 1.341   | 1.279   | 267          | 92      | 175     |
| ZARAGOZA                      | 20.723      | 10.682  | 10.04   | 20.411                | 10.509  | 9.90    | 18.525        | 9.573   | 8.950   | 1.886        | 934     | 952     |
| <b>CANTABRIA</b>              | 8.889       | 4.73    | 4.15    | 8.816                 | 4.683   | 4.12    | 8.592         | 4.569   | 4.02    | 224          | 119     | 105     |
| <b>CASTILLA LA MANCHA</b>     | 37.381      | 18.337  | 19.04   | 37.076                | 18.182  | 18.89   | 35.922        | 17.592  | 18.33   | 1.154        | 590     | 564     |
| ALBACETE                      | 6.901       | 3.399   | 3.502   | 6.854                 | 3.373   | 3.479   | 6.626         | 3.233   | 3.37    | 228          | 120     | 108     |
| CIUDAD REAL                   | 11.343      | 5.310   | 6.033   | 11.273                | 5.283   | 5.99    | 10.910        | 5.103   | 5.80    | 363          | 179     | 184     |
| CIENÇA                        | 2.852       | 1.404   | 1.448   | 2.814                 | 1.388   | 1.426   | 2.713         | 1.338   | 1.37    | 94           | 47      | 47      |
| GUADALAJARA                   | 3.607       | 1.801   | 1.806   | 3.557                 | 1.783   | 1.774   | 3.408         | 1.698   | 1.70    | 152          | 89      | 63      |
| TOLEDO                        | 12.679      | 6.417   | 6.26    | 12.576                | 6.357   | 6.21    | 12.266        | 6.198   | 6.06    | 310          | 159     | 151     |
| <b>CASTILLA Y LEÓN</b>        | 45.462      | 23.773  | 21.68   | 45.130                | 23.587  | 21.54   | 43.719        | 22.882  | 20.83   | 1.411        | 705     | 706     |
| ÁVILA                         | 2.256       | 1.171   | 1.085   | 2.238                 | 1.157   | 1.081   | 2.147         | 1.108   | 1.039   | 91           | 49      | 42      |
| BURGOS                        | 6.470       | 3.326   | 3.144   | 6.398                 | 3.285   | 3.11    | 6.199         | 3.181   | 3.013   | 200          | 104     | 92      |
| LEÓN                          | 8.540       | 4.586   | 3.95    | 8.473                 | 4.550   | 3.92    | 8.214         | 4.436   | 3.778   | 259          | 114     | 145     |
| PALENCIA                      | 3.943       | 2.089   | 1.85    | 3.921                 | 2.077   | 1.84    | 3.837         | 2.038   | 1.80    | 84           | 42      | 42      |
| SALAMANCA                     | 2.939       | 1.488   | 1.451   | 2.917                 | 1.471   | 1.446   | 2.773         | 1.387   | 1.386   | 146          | 73      | 73      |
| SEGOVIA                       | 2.511       | 1.348   | 1.163   | 2.483                 | 1.338   | 1.14    | 2.398         | 1.283   | 1.110   | 84           | 43      | 41      |
| SORIA                         | 1.538       | 840     | 698     | 1.570                 | 828     | 692     | 1.529         | 808     | 672     | 41           | 21      | 20      |
| VALLADOLID                    | 10.036      | 5.291   | 4.74    | 9.968                 | 5.254   | 4.71    | 9.611         | 5.070   | 4.54    | 351          | 184     | 167     |
| ZAMORA                        | 3.130       | 1.636   | 1.49    | 3.122                 | 1.631   | 1.49    | 3.011         | 1.575   | 1.439   | 111          | 56      | 55      |
| <b>CATALUÑA</b>               | 94.370      | 54.283  | 40.08   | 92.224                | 53.025  | 39.19   | 89.347        | 51.419  | 37.92   | 2.877        | 1.606   | 1.27    |
| BARCELONA                     | 63.449      | 36.932  | 26.51   | 62.079                | 36.129  | 25.95   | 60.171        | 35.028  | 25.14   | 1.908        | 1.094   | 814     |
| GIRONA                        | 11.314      | 6.438   | 4.87    | 10.988                | 6.237   | 4.74    | 10.632        | 6.058   | 4.570   | 351          | 184     | 167     |
| LLEIDA                        | 6.303       | 3.498   | 2.80    | 6.153                 | 3.408   | 2.74    | 5.963         | 3.298   | 2.66    | 194          | 110     | 84      |
| TARRAGONA                     | 13.302      | 7.420   | 5.88    | 13.009                | 7.258   | 5.75    | 12.581        | 7.040   | 5.54    | 428          | 218     | 210     |
| <b>CEUTA</b>                  | 2.022       | 975     | 1.04    | 2.01                  | 968     | 1.04    | 1.955         | 943     | 1.01    | 56           | 25      | 31      |
| <b>COMUNIDAD DE MADRID</b>    | 134.991     | 67.854  | 67.13   | 132.987               | 66.879  | 66.10   | 124.260       | 62.629  | 61.63   | 8.72         | 4.250   | 4.47    |
| <b>COMUNIDAD VALENCIANA</b>   | 62.649      | 33.149  | 29.50   | 62.061                | 32.834  | 29.22   | 60.371        | 31.963  | 28.40   | 1.690        | 866     | 82      |
| ALICANTE                      | 22.347      | 11.919  | 10.42   | 22.120                | 11.781  | 10.33   | 21.598        | 11.513  | 10.08   | 527          | 275     | 24      |
| CASTELLÓN                     | 7.751       | 4.171   | 3.580   | 7.653                 | 4.119   | 3.53    | 7.410         | 3.983   | 3.42    | 243          | 137     | 106     |
| VALENCIA                      | 32.551      | 17.059  | 15.49   | 32.288                | 16.928  | 15.36   | 31.363        | 16.478  | 14.88   | 925          | 454     | 471     |
| <b>EXTREMADURA</b>            | 31.024      | 15.318  | 15.70   | 30.883                | 15.247  | 15.63   | 29.993        | 14.741  | 15.25   | 887          | 506     | 38      |
| BADAJOS                       | 20.297      | 9.904   | 10.39   | 20.230                | 9.868   | 10.36   | 19.630        | 9.523   | 10.10   | 600          | 343     | 25      |
| CÁCERES                       | 10.727      | 5.414   | 5.31    | 10.653                | 5.379   | 5.27    | 10.363        | 5.216   | 5.14    | 287          | 163     | 124     |
| <b>GALICIA</b>                | 54.352      | 26.619  | 27.74   | 53.892                | 26.414  | 27.47   | 52.423        | 25.789  | 26.63   | 1.469        | 625     | 84      |
| A CORUÑA                      | 20.280      | 9.798   | 10.48   | 20.085                | 9.719   | 10.36   | 19.552        | 9.490   | 10.06   | 533          | 220     | 30      |
| LUGO                          | 6.483       | 3.189   | 3.29    | 6.428                 | 3.154   | 3.26    | 6.258         | 3.090   | 3.19    | 170          | 73      | 97      |
| OURENSE                       | 6.623       | 3.321   | 3.30    | 6.557                 | 3.281   | 3.26    | 6.258         | 3.208   | 3.19    | 190          | 90      | 110     |
| PONTEVEDRA                    | 20.975      | 10.311  | 10.66   | 20.825                | 10.248  | 10.57   | 20.249        | 10.005  | 10.24   | 576          | 243     | 333     |
| <b>ISLAS BALEARES</b>         | 13.901      | 7.323   | 6.57    | 13.689                | 7.203   | 6.48    | 13.303        | 7.028   | 6.27    | 386          | 175     | 211     |
| <b>ISLAS CANARIAS</b>         | 41.642      | 21.225  | 20.41   | 41.410                | 21.092  | 20.31   | 40.537        | 20.697  | 19.84   | 873          | 395     | 478     |
| LAS PALMAS                    | 22.776      | 11.561  | 11.21   | 22.657                | 11.492  | 11.16   | 22.128        | 11.252  | 10.87   | 534          | 240     | 294     |
| SANTA CRUZ TENERIFE           | 18.866      | 9.664   | 9.20    | 18.753                | 9.600   | 9.15    | 18.413        | 9.445   | 8.96    | 339          | 155     | 184     |
| <b>LA RIOJA</b>               | 2.949       | 1.589   | 1.36    | 2.908                 | 1.563   | 1.34    | 2.793         | 1.499   | 1.29    | 115          | 66      | 49      |
| <b>MELILLA</b>                | 2.42        | 1.125   | 1.29    | 2.377                 | 1.101   | 1.27    | 2.326         | 1.075   | 1.25    | 51           | 26      | 25      |
| <b>NAVARRA</b>                | 10.672      | 5.97    | 4.70    | 10.501                | 5.880   | 4.62    | 10.190        | 5.713   | 4.47    | 311          | 167     | 144     |
| <b>PAIS VASCO</b>             | 32.304      | 16.074  | 16.23   | 32.137                | 15.982  | 16.15   | 26.773        | 13.769  | 13.00   | 5.366        | 2.213   | 3.15    |
| ÁLAVA                         | 4.666       | 2.220   | 2.44    | 4.645                 | 2.205   | 2.44    | 3.850         | 1.914   | 1.936   | 798          | 291     | 50      |
| GIPUZKOA                      | 17.501      | 8.858   | 8.64    | 17.413                | 8.807   | 8.60    | 14.628        | 7.624   | 7.00    | 2.784        | 1.183   | 1.60    |
| BIZKAIA                       | 10.134      | 4.996   | 5.13    | 10.082                | 4.970   | 5.11    | 8.293         | 4.231   | 4.06    | 1.781        | 739     | 1.04    |
| <b>PRINCIPADO DE ASTURIAS</b> | 17.538      | 9.534   | 8.00    | 17.290                | 9.395   | 7.89    | 16.897        | 9.204   | 7.69    | 393          | 192     | 20      |
| <b>REGIÓN DE MURCIA</b>       | 34.575      | 18.213  | 16.36   | 34.193                | 18.013  | 16.18   | 33.225        | 17.474  | 15.75   | 968          | 539     | 42      |
| <b>TOTAL ESPAÑA</b>           | 896.774     | 459.051 | 437.72  | 887.278               | 454.027 | 433.25  | 849.910       | 435.679 | 414.23  | 37.363       | 18.343  | 19.02   |



Datos del Sistema Nacional de Garantía Juvenil  
Modelo estadístico acordado en la Comisión Delegada de Seguimiento y Evaluación del Sistema Nacional de Garantía Juvenil

# SISTEMA NACIONAL DE GARANTÍA JUVENIL

Datos a 30 de septiembre de 2017



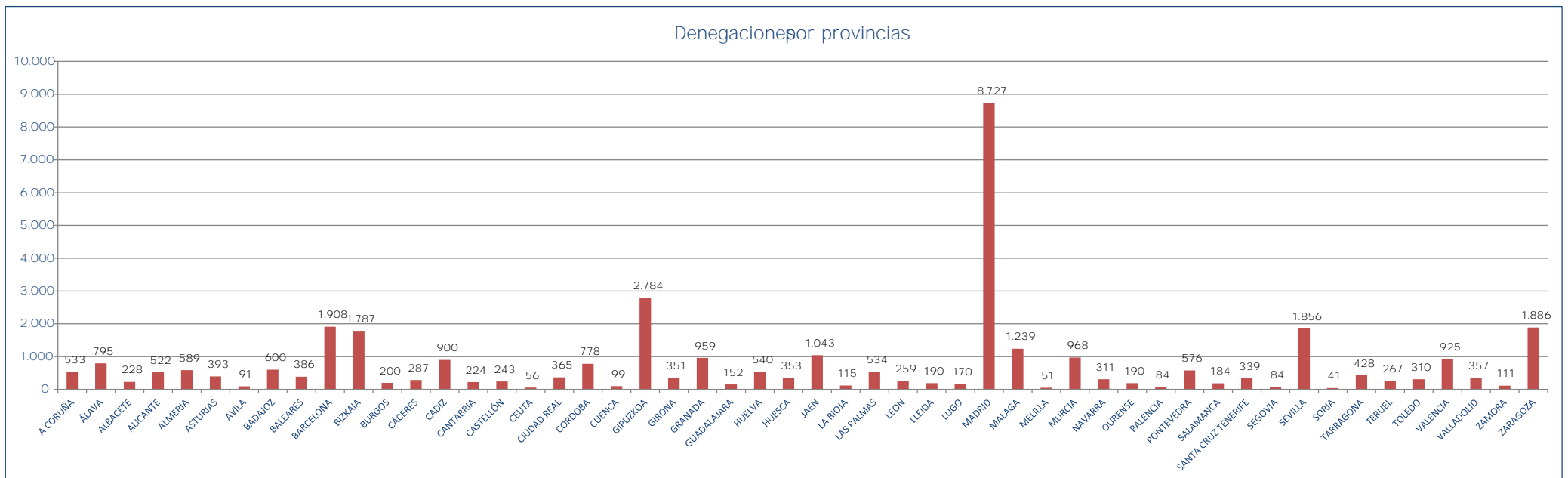
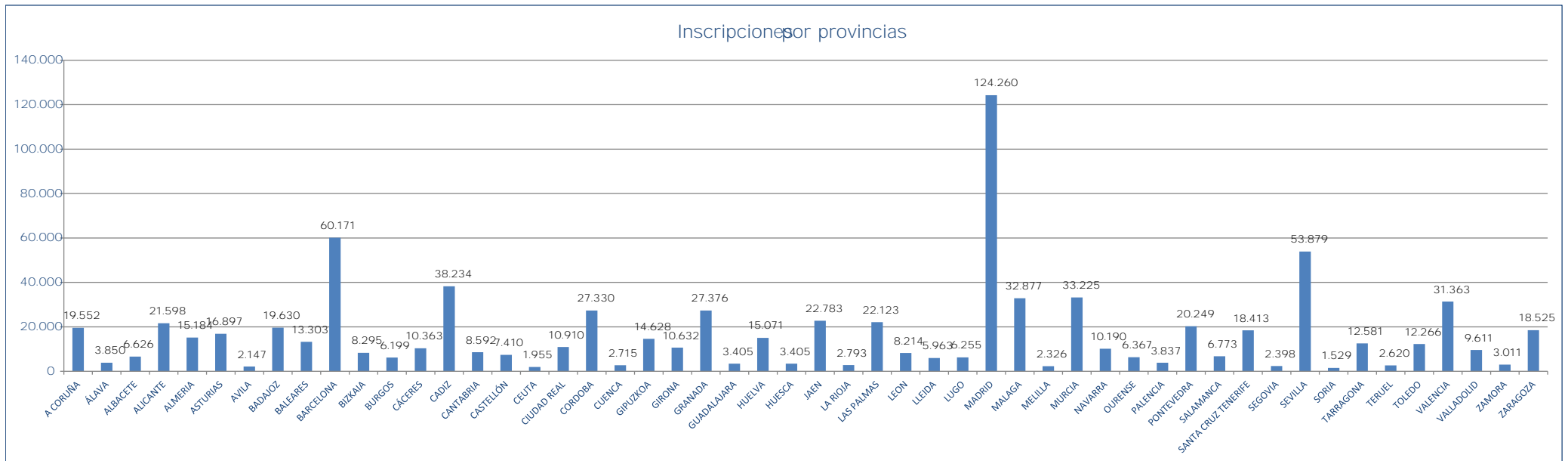
## ESTADOS (TOTAL POR CC.AA, PROVINCIAS Y TIPO DE EXPEDIENTE)

|                              | Solicitudes |            |             |          | Expedientes resueltos |            |             |          | Inscripciones |            |             |          | Denegaciones |            |             |          |
|------------------------------|-------------|------------|-------------|----------|-----------------------|------------|-------------|----------|---------------|------------|-------------|----------|--------------|------------|-------------|----------|
|                              | TOTAL       | Contraseña | Certificado | En Papel | TOTAL                 | Contraseña | Certificado | En Papel | TOTAL         | Contraseña | Certificado | En Papel | TOTAL        | Contraseña | Certificado | En Papel |
| <b>ANDALUCÍA</b>             | 242.185     | 152.813    | 88.435      | 933      | 240.638               | 151.884    | 87.822      | 933      | 232.734       | 147.800    | 84.269      | 666      | 7.904        | 4.084      | 3.553       | 26       |
| ALMERÍA                      | 16.048      | 9.077      | 6.934       | 32       | 15.773                | 8.922      | 6.819       | 32       | 15.184        | 8.661      | 6.509       | 21       | 589          | 261        | 317         | 11       |
| CÁDIZ                        | 39.298      | 26.864     | 12.286      | 148      | 39.134                | 26.757     | 12.229      | 148      | 38.234        | 26.272     | 11.856      | 104      | 900          | 485        | 373         | 42       |
| CÓRDOBA                      | 28.210      | 15.974     | 12.152      | 82       | 28.108                | 15.919     | 12.105      | 82       | 27.330        | 15.582     | 11.692      | 56       | 778          | 337        | 413         | 28       |
| GRANADA                      | 28.552      | 16.130     | 12.370      | 59       | 28.335                | 16.022     | 12.251      | 59       | 27.376        | 15.587     | 11.762      | 27       | 959          | 435        | 492         | 32       |
| HUELVA                       | 15.686      | 9.969      | 9.660       | 57       | 15.611                | 9.953      | 9.601       | 57       | 15.071        | 9.786      | 9.242       | 43       | 540          | 167        | 359         | 14       |
| JAEÉN                        | 23.927      | 13.967     | 9.859       | 101      | 23.826                | 13.908     | 9.821       | 101      | 22.788        | 13.405     | 9.298       | 80       | 1.043        | 499        | 523         | 21       |
| MÁLAGA                       | 34.422      | 25.751     | 8.498       | 175      | 34.116                | 25.531     | 8.410       | 175      | 32.877        | 24.730     | 8.019       | 128      | 1.239        | 801        | 391         | 47       |
| SEVILLA                      | 56.040      | 39.088     | 16.681      | 277      | 55.735                | 38.875     | 16.588      | 277      | 53.879        | 37.777     | 15.898      | 202      | 1.856        | 1.099      | 685         | 72       |
| <b>ARAGÓN</b>                | 27.439      | 23.181     | 2.050       | 2.20     | 27.055                | 22.853     | 1.995       | 2.20     | 24.550        | 22.569     | 1.938       | 43       | 2.506        | 284        | 57          | 2.16     |
| HUESCA                       | 3.805       | 2.908      | 581         | 315      | 3.758                 | 2.876      | 561         | 315      | 3.405         | 2.850      | 551         | 4        | 353          | 24         | 16          | 311      |
| TERUEL                       | 2.911       | 2.120      | 552         | 239      | 2.887                 | 2.112      | 536         | 239      | 2.620         | 2.089      | 524         | 7        | 267          | 23         | 12          | 233      |
| ZARAGOZA                     | 20.723      | 18.153     | 917         | 1.65     | 20.411                | 17.865     | 897         | 1.65     | 18.525        | 17.630     | 863         | 32       | 1.886        | 235        | 29          | 1.62     |
| <b>CANTABRIA</b>             | 8.889       | 8.138      | 621         | 130      | 8.816                 | 8.076      | 610         | 130      | 8.592         | 8.001      | 581         | 10       | 224          | 75         | 29          | 120      |
| <b>CASTILLA LA MANCHA</b>    | 37.381      | 30.573     | 5.814       | 99       | 37.075                | 30.326     | 5.756       | 99       | 35.922        | 29.672     | 5.522       | 728      | 1.154        | 654        | 234         | 264      |
| ALBACETE                     | 6.901       | 5.880      | 871         | 150      | 6.854                 | 5.839      | 863         | 150      | 6.626         | 5.697      | 819         | 114      | 223          | 143        | 50          | 36       |
| CIUDAD REAL                  | 11.343      | 9.207      | 1.901       | 23       | 11.275                | 9.154      | 1.881       | 23       | 10.910        | 8.941      | 1.793       | 173      | 369          | 213        | 92          | 60       |
| CUENCA                       | 2.853       | 2.146      | 633         | 72       | 2.814                 | 2.121      | 620         | 72       | 2.713         | 2.064      | 596         | 55       | 94           | 57         | 24          | 18       |
| GUADALAJARA                  | 3.601       | 2.916      | 493         | 19       | 3.557                 | 2.871      | 490         | 19       | 3.405         | 2.810      | 479         | 116      | 152          | 61         | 111         | 80       |
| TOLEDO                       | 12.679      | 10.424     | 1.914       | 34       | 12.576                | 10.341     | 1.894       | 34       | 12.266        | 10.160     | 1.837       | 264      | 310          | 181        | 57          | 72       |
| <b>CASTILLA Y LEÓN</b>       | 45.462      | 35.600     | 7.562       | 2.30     | 45.130                | 35.377     | 7.452       | 2.30     | 43.719        | 34.869     | 7.158       | 1.69     | 1.411        | 508        | 294         | 60       |
| ÁVILA                        | 2.256       | 1.671      | 444         | 135      | 2.238                 | 1.666      | 431         | 135      | 2.141         | 1.630      | 418         | 99       | 91           | 34         | 19          | 34       |
| BURGOS                       | 6.478       | 5.151      | 1.114       | 19       | 6.399                 | 5.111      | 1.083       | 19       | 6.199         | 5.038      | 1.043       | 119      | 200          | 79         | 41          | 80       |
| LEÓN                         | 8.540       | 6.783      | 1.352       | 40       | 8.473                 | 6.733      | 1.332       | 40       | 8.214         | 6.646      | 1.271       | 29       | 259          | 92         | 61          | 102      |
| PALENCIA                     | 3.948       | 2.918      | 713         | 30       | 3.924                 | 2.903      | 710         | 30       | 3.831         | 2.879      | 691         | 27       | 254          | 23         | 62          | 38       |
| SALAMANCA                    | 6.989       | 5.476      | 1.153       | 36       | 6.957                 | 5.457      | 1.139       | 36       | 6.773         | 5.400      | 1.081       | 28       | 132          | 23         | 42          | 73       |
| SEGOVIA                      | 2.511       | 2.219      | 214         | 8        | 2.482                 | 2.191      | 204         | 8        | 2.398         | 2.153      | 194         | 28       | 82           | 34         | 51          | 35       |
| SORIA                        | 1.538       | 1.361      | 192         | 31       | 1.526                 | 1.343      | 192         | 31       | 1.529         | 1.323      | 186         | 52       | 41           | 23         | 11          | 9        |
| VALLADOLID                   | 10.035      | 7.549      | 1.851       | 62       | 9.968                 | 7.500      | 1.839       | 62       | 9.529         | 7.380      | 1.781       | 45       | 351          | 150        | 58          | 176      |
| ZAMORA                       | 3.130       | 2.468      | 519         | 14       | 3.122                 | 2.461      | 514         | 14       | 3.011         | 2.422      | 493         | 96       | 111          | 59         | 21          | 51       |
| <b>CATALUÑA</b>              | 94.370      | 81.047     | 11.614      | 1.70     | 92.224                | 79.133     | 11.382      | 1.70     | 89.347        | 77.025     | 10.918      | 1.40     | 2.877        | 2.108      | 464         | 30       |
| BARCELONA                    | 63.449      | 54.604     | 7.695       | 1.15     | 62.075                | 53.393     | 7.533       | 1.15     | 60.171        | 52.004     | 7.213       | 95       | 1.908        | 1.389      | 320         | 199      |
| GIRONA                       | 11.316      | 10.268     | 853         | 200      | 10.938                | 9.941      | 839         | 200      | 10.632        | 9.675      | 802         | 155      | 351          | 269        | 37          | 45       |
| LLEIDA                       | 6.308       | 4.909      | 1.271       | 120      | 6.153                 | 4.765      | 1.268       | 120      | 5.923         | 4.637      | 1.228       | 98       | 190          | 129        | 40          | 22       |
| TARRAGONA                    | 13.302      | 11.274     | 1.792       | 230      | 13.009                | 11.031     | 1.742       | 230      | 12.581        | 10.709     | 1.673       | 197      | 423          | 322        | 67          | 38       |
| <b>CEUTA</b>                 | 2.022       | 1.644      | 375         | 3        | 2.011                 | 1.633      | 375         | 3        | 1.955         | 1.595      | 359         | 1        | 56           | 38         | 16          | 2        |
| <b>COMUNIDAD DE MADRID</b>   | 134.991     | 119.161    | 8.577       | 7.25     | 132.987               | 117.422    | 8.312       | 7.25     | 124.260       | 115.918    | 7.853       | 48       | 8.727        | 1.504      | 459         | 6.76     |
| <b>COMUNIDAD VALENCIANA</b>  | 62.649      | 50.158     | 11.812      | 67       | 62.061                | 49.727     | 11.655      | 67       | 60.371        | 48.823     | 11.183      | 360      | 1.690        | 899        | 472         | 319      |
| ALICANTE                     | 22.347      | 18.356     | 3.833       | 160      | 22.120                | 18.187     | 3.773       | 160      | 21.598        | 17.893     | 3.636       | 69       | 522          | 294        | 137         | 91       |
| CASTELLÓN                    | 7.751       | 5.993      | 1.640       | 118      | 7.653                 | 5.923      | 1.614       | 118      | 7.410         | 5.823      | 1.523       | 62       | 243          | 100        | 89          | 52       |
| VALENCIA                     | 32.551      | 25.810     | 6.340       | 401      | 32.288                | 25.617     | 6.270       | 401      | 31.368        | 25.112     | 6.023       | 222      | 925          | 505        | 246         | 172      |
| <b>EXTREMADURA</b>           | 31.024      | 26.233     | 4.399       | 39       | 30.880                | 26.114     | 4.374       | 39       | 29.993        | 25.584     | 4.253       | 156      | 887          | 530        | 121         | 234      |
| BADAJOS                      | 20.297      | 16.468     | 3.556       | 27       | 20.230                | 16.416     | 3.541       | 27       | 19.630        | 16.049     | 3.449       | 132      | 600          | 361        | 92          | 141      |
| CÁCERES                      | 10.727      | 9.765      | 843         | 119      | 10.650                | 9.698      | 833         | 119      | 10.363        | 9.535      | 804         | 24       | 287          | 163        | 29          | 93       |
| <b>GALICIA</b>               | 54.359      | 48.179     | 5.082       | 1.09     | 53.892                | 47.790     | 5.004       | 1.09     | 52.423        | 47.354     | 4.830       | 23       | 1.469        | 436        | 174         | 85       |
| A CORUÑA                     | 20.280      | 18.278     | 1.581       | 415      | 20.085                | 18.119     | 1.551       | 415      | 19.552        | 17.958     | 1.500       | 99       | 533          | 164        | 51          | 314      |
| LUGO                         | 6.482       | 5.790      | 553         | 13       | 6.421                 | 5.739      | 553         | 13       | 6.255         | 5.686      | 529         | 31       | 170          | 161        | 24          | 98       |
| OURENSE                      | 6.625       | 6.160      | 333         | 12       | 6.557                 | 6.107      | 329         | 12       | 6.357         | 6.022      | 321         | 26       | 190          | 79         | 22          | 98       |
| PONTEVEDRA                   | 20.975      | 17.951     | 2.601       | 42       | 20.825                | 17.831     | 2.571       | 42       | 20.249        | 17.691     | 2.484       | 74       | 576          | 140        | 87          | 343      |
| <b>ISLAS BALEARES</b>        | 13.901      | 12.422     | 1.061       | 418      | 13.689                | 12.224     | 1.047       | 418      | 13.303        | 12.007     | 1.023       | 27       | 386          | 217        | 24          | 145      |
| <b>ISLAS CANARIAS</b>        | 41.642      | 30.181     | 8.063       | 3.39     | 41.410                | 30.023     | 7.984       | 3.39     | 40.537        | 29.715     | 7.735       | 3.08     | 873          | 313        | 249         | 311      |
| LAS PALMAS                   | 22.775      | 16.512     | 4.520       | 1.74     | 22.657                | 16.446     | 4.467       | 1.74     | 22.123        | 16.228     | 4.320       | 1.57     | 534          | 219        | 147         | 165      |
| SANTA CRUZ TENERIFE          | 18.866      | 13.669     | 3.543       | 1.65     | 18.753                | 13.581     | 3.517       | 1.65     | 18.414        | 13.486     | 3.415       | 1.51     | 339          | 94         | 102         | 142      |
| <b>LA RIOJA</b>              | 2.949       | 2.409      | 515         | 25       | 2.908                 | 2.376      | 507         | 25       | 2.793         | 2.312      | 475         | 8        | 115          | 64         | 34          | 17       |
| <b>MELILLA</b>               | 2.421       | 942        | 1.423       | 56       | 2.377                 | 919        | 1.402       | 56       | 2.326         | 915        | 1.364       | 43       | 51           | 0          | 38          | 13       |
| <b>NAVARRA</b>               | 10.672      | 9.488      | 1.034       | 150      | 10.501                | 9.338      | 1.013       | 150      | 10.190        | 9.154      | 957         | 79       | 311          | 184        | 56          | 71       |
| <b>PAÍS VASCO</b>            | 32.304      | 22.125     | 4.739       | 5.44     | 32.139                | 22.023     | 4.674       | 5.43     | 26.773        | 21.727     | 4.480       | 56       | 5.366        | 301        | 194         | 4.87     |
| ÁLAVA                        | 4.666       | 3.074      | 833         | 760      | 4.645                 | 3.061      | 824         | 760      | 3.850         | 3.002      | 799         | 49       | 793          | 59         | 28          | 711      |
| GIPUZKOA                     | 17.501      | 11.919     | 2.763       | 2.82     | 17.413                | 11.860     | 2.725       | 2.82     | 14.623        | 11.704     | 2.586       | 333      | 2.784        | 162        | 139         | 2.48     |
| BIZKAIA                      | 10.134      | 7.132      | 1.145       | 1.85     | 10.082                | 7.101      | 1.129       | 1.85     | 8.295         | 7.021      | 1.093       | 179      | 1.781        | 80         | 30          | 1.67     |
| <b>PRINCIPAL DE ASTURIAS</b> | 17.538      | 14.059     | 3.336       | 143      | 17.290                | 13.840     | 3.307       | 143      | 16.897        | 13.653     | 3.190       | 54       | 393          | 187        | 117         | 85       |
| <b>REGIÓN DE MURCIA</b>      | 34.575      | 28.265     | 5.758       | 55       | 34.193                | 27.937     | 5.693       | 55       | 33.225        | 27.423     | 5.520       | 28       | 968          | 514        | 178         | 27       |
| <b>TOTAL ESPAÑA</b>          | 896.774     | 696.618    | 172.269     | 27.88    | 887.278               | 689.025    | 170.369     | 27.88    | 849.910       | 676.125    | 163.606     | 10.17    | 37.363       | 12.900     | 6.763       | 17.70    |

Datos del Sistema Nacional de Garantía Juvenil

Modelo estadístico acordado en la Comisión Delegada de Seguimiento y Evaluación del Sistema Nacional de Garantía Juvenil

INSCRIPCIONES Y DENEGACIONES POR PROVINCIAS



SISTEMA NACIONAL DE GARANTÍA JUVENIL

Datos a 30 de septiembre de 2017



ESTADOS (HOMBRES POR CC.AA, PROVINCIAS Y TIPO DE EXPEDIENTE)

|                               | Solicitudes    |                |               |              | Expedientes resueltos |                |               |              | Inscripciones  |                |               |              | Denegaciones  |              |              |              |
|-------------------------------|----------------|----------------|---------------|--------------|-----------------------|----------------|---------------|--------------|----------------|----------------|---------------|--------------|---------------|--------------|--------------|--------------|
|                               | TOTAL          | Contraseña     | Certificado   | En Papel     | TOTAL                 | Contraseña     | Certificado   | En Papel     | TOTAL          | Contraseña     | Certificado   | En Papel     | TOTAL         | Contraseña   | Certificado  | En Papel     |
| <b>ANDALUCÍA</b>              | 118.870        | 73.917         | 44.416        | 53           | 118.112               | 73.467         | 44.106        | 53           | 113.993        | 71.400         | 42.180        | 41           | 4.119         | 2.069        | 1.926        | 124          |
| ALMERÍA                       | 7.979          | 4.373          | 3.589         | 17           | 7.841                 | 4.299          | 3.525         | 17           | 7.562          | 4.179          | 3.370         | 13           | 279           | 120          | 155          | 4            |
| CÁDIZ                         | 19.428         | 13.150         | 6.188         | 90           | 19.357                | 13.106         | 6.161         | 90           | 18.913         | 12.865         | 5.978         | 73           | 444           | 241          | 186          | 17           |
| CÓRDOBA                       | 13.515         | 7.590          | 5.878         | 50           | 13.467                | 7.566          | 5.851         | 50           | 13.036         | 7.395          | 5.608         | 33           | 431           | 171          | 241          | 17           |
| GRANADA                       | 14.107         | 7.881          | 6.200         | 24           | 13.996                | 7.825          | 6.145         | 24           | 13.498         | 7.603          | 5.882         | 13           | 498           | 222          | 263          | 13           |
| HUELVA                        | 7.849          | 2.933          | 4.885         | 31           | 7.815                 | 2.926          | 4.853         | 31           | 7.526          | 2.841          | 4.660         | 28           | 289           | 85           | 198          | 6            |
| JÁEN                          | 11.359         | 6.455          | 4.837         | 60           | 11.297                | 6.419          | 4.818         | 60           | 10.729         | 6.151          | 4.538         | 48           | 568           | 268          | 288          | 15           |
| MÁLAGA                        | 17.251         | 12.688         | 4.456         | 105          | 17.107                | 12.591         | 4.408         | 105          | 16.457         | 12.192         | 4.178         | 87           | 650           | 402          | 230          | 18           |
| SEVILLA                       | 27.389         | 18.847         | 8.384         | 158          | 27.232                | 18.734         | 8.340         | 158          | 26.272         | 18.174         | 7.974         | 124          | 960           | 560          | 368          | 32           |
| <b>ARAGON</b>                 | 14.083         | 11.919         | 1.151         | 1.013        | 13.859                | 11.735         | 1.111         | 1.013        | 12.695         | 11.592         | 1.080         | 23           | 1.164         | 143          | 31           | 99           |
| HUESCA                        | 1.949          | 1.491          | 333           | 119          | 1.917                 | 1.478          | 320           | 119          | 1.779          | 1.465          | 311           | 3            | 138           | 13           | 9            | 116          |
| TERUEL                        | 1.453          | 1.051          | 313           | 82           | 1.433                 | 1.051          | 300           | 82           | 1.341          | 1.043          | 294           | 4            | 92            | 8            | 6            | 78           |
| ZARAGOZA                      | 10.681         | 9.365          | 505           | 812          | 10.509                | 9.206          | 491           | 812          | 9.575          | 9.084          | 475           | 16           | 934           | 122          | 16           | 79           |
| <b>CANTABRIA</b>              | 4.731          | 4.350          | 318           | 63           | 4.683                 | 4.313          | 312           | 63           | 4.569          | 4.266          | 299           | 4            | 119           | 47           | 13           | 59           |
| <b>CASTILLA LA MANCHA</b>     | 18.337         | 14.853         | 2.980         | 504          | 18.182                | 14.732         | 2.946         | 504          | 17.592         | 14.418         | 2.818         | 354          | 590           | 314          | 128          | 148          |
| ALBACETE                      | 3.399          | 2.876          | 455           | 68           | 3.375                 | 2.854          | 453           | 68           | 3.255          | 2.785          | 426           | 44           | 120           | 65           | 27           | 24           |
| CIUDAD REAL                   | 5.310          | 4.256          | 933           | 115          | 5.263                 | 4.214          | 933           | 115          | 5.107          | 4.141          | 888           | 70           | 179           | 97           | 24           | 52           |
| CIENÇA                        | 1.404          | 1.036          | 341           | 24           | 1.388                 | 1.024          | 333           | 24           | 1.338          | 991            | 324           | 70           | 44            | 28           | 5            | 36           |
| GUADALAJARA                   | 1.807          | 1.451          | 241           | 24           | 1.783                 | 1.433          | 239           | 24           | 1.698          | 1.391          | 231           | 25           | 84            | 52           | 15           | 43           |
| TOLEDO                        | 6.417          | 5.235          | 998           | 184          | 6.357                 | 5.189          | 984           | 184          | 6.198          | 5.098          | 954           | 146          | 153           | 91           | 30           | 38           |
| <b>CASTILLA Y LEÓN</b>        | 23.773         | 18.579         | 4.068         | 1.124        | 23.587                | 18.455         | 4.005         | 1.124        | 22.882         | 18.184         | 3.850         | 848          | 705           | 272          | 155          | 278          |
| ÁVILA                         | 1.171          | 869            | 238           | 64           | 1.151                 | 861            | 232           | 64           | 1.108          | 831            | 224           | 45           | 49            | 24           | 21           | 15           |
| BURGOS                        | 3.326          | 2.660          | 558           | 108          | 3.285                 | 2.638          | 539           | 108          | 3.181          | 2.598          | 517           | 66           | 104           | 40           | 27           | 42           |
| LEÓN                          | 4.586          | 3.680          | 720           | 182          | 4.550                 | 3.650          | 713           | 182          | 4.430          | 3.607          | 684           | 142          | 114           | 44           | 24           | 42           |
| PALENCIA                      | 2.089          | 1.524          | 401           | 162          | 2.077                 | 1.519          | 392           | 162          | 2.035          | 1.506          | 385           | 142          | 42            | 13           | 11           | 18           |
| SALAMANCA                     | 3.488          | 2.746          | 570           | 172          | 3.474                 | 2.739          | 563           | 172          | 3.381          | 2.713          | 536           | 138          | 87            | 24           | 27           | 32           |
| SEGOVIA                       | 1.346          | 1.190          | 114           | 42           | 1.336                 | 1.178          | 110           | 42           | 1.283          | 1.153          | 102           | 27           | 43            | 25           | 8            | 15           |
| SORIA                         | 840            | 714            | 107           | 17           | 829                   | 706            | 104           | 17           | 808            | 694            | 104           | 12           | 21            | 12           | 4            | 5            |
| VALLADOLID                    | 5.291          | 3.894          | 1.093         | 302          | 5.254                 | 3.870          | 1.080         | 302          | 5.070          | 3.806          | 1.043         | 227          | 154           | 68           | 37           | 82           |
| ZAMORA                        | 1.630          | 1.298          | 261           | 71           | 1.631                 | 1.294          | 266           | 71           | 1.578          | 1.271          | 254           | 92           | 54            | 24           | 14           | 16           |
| <b>CATALUNA</b>               | 54.288         | 46.453         | 6.665         | 1.165        | 53.025                | 45.324         | 6.536         | 1.165        | 51.419         | 44.177         | 6.268         | 974          | 1.606         | 1.147        | 268          | 191          |
| BARCELONA                     | 36.932         | 31.620         | 4.539         | 773          | 36.122                | 30.897         | 4.452         | 773          | 35.028         | 30.112         | 4.268         | 651          | 1.094         | 784          | 189          | 120          |
| GIRONA                        | 6.438          | 5.808          | 498           | 132          | 6.237                 | 5.618          | 481           | 132          | 6.053          | 5.482          | 472           | 99           | 184           | 134          | 15           | 33           |
| LLEIDA                        | 3.498          | 2.714          | 688           | 92           | 3.408                 | 2.628          | 684           | 92           | 3.298          | 2.559          | 651           | 82           | 110           | 69           | 27           | 14           |
| TARRAGONA                     | 7.420          | 6.316          | 940           | 162          | 7.258                 | 6.181          | 913           | 162          | 7.040          | 6.024          | 874           | 140          | 218           | 157          | 37           | 22           |
| <b>CEUTA</b>                  | 975            | 785            | 188           | 2            | 968                   | 778            | 188           | 2            | 943            | 759            | 184           | 0            | 25            | 19           | 4            | 2            |
| <b>COMUNIDAD DE MADRID</b>    | 67.854         | 59.720         | 4.590         | 3.54         | 66.879                | 58.897         | 4.438         | 3.54         | 62.629         | 58.182         | 4.188         | 254          | 4.250         | 715          | 250          | 3.28         |
| <b>COMUNIDAD VALENCIANA</b>   | 33.142         | 26.423         | 6.359         | 36           | 32.834                | 26.185         | 6.282         | 36           | 31.968         | 25.739         | 6.012         | 217          | 866           | 446          | 270          | 150          |
| ALICANTE                      | 11.919         | 9.719          | 2.124         | 76           | 11.787                | 9.620          | 2.091         | 76           | 11.514         | 9.466          | 2.008         | 38           | 279           | 154          | 83           | 38           |
| CASTELLÓN                     | 4.171          | 3.184          | 919           | 68           | 4.119                 | 3.146          | 905           | 68           | 3.982          | 3.096          | 848           | 38           | 137           | 50           | 57           | 30           |
| VALENCIA                      | 17.059         | 13.520         | 3.316         | 223          | 16.928                | 13.419         | 3.285         | 223          | 16.474         | 13.177         | 3.156         | 141          | 454           | 242          | 130          | 82           |
| <b>EXTREMADURA</b>            | 15.318         | 12.870         | 2.222         | 224          | 15.247                | 12.811         | 2.210         | 224          | 14.741         | 12.498         | 2.147         | 96           | 506           | 315          | 63           | 130          |
| BADAJOS                       | 9.904          | 7.944          | 1.795         | 163          | 9.868                 | 7.916          | 1.781         | 163          | 9.525          | 7.700          | 1.739         | 80           | 343           | 216          | 48           | 51           |
| CÁCERES                       | 5.414          | 4.926          | 427           | 61           | 5.379                 | 4.895          | 423           | 61           | 5.216          | 4.798          | 408           | 10           | 163           | 97           | 19           | 57           |
| <b>GALICIA</b>                | 26.619         | 23.618         | 2.524         | 471          | 26.414                | 23.451         | 2.486         | 471          | 25.789         | 23.263         | 2.399         | 122          | 625           | 185          | 87           | 351          |
| A CORUÑA                      | 9.798          | 8.840          | 778           | 180          | 9.719                 | 8.771          | 762           | 180          | 9.490          | 8.704          | 739           | 47           | 229           | 73           | 23           | 133          |
| LUGO                          | 3.188          | 2.850          | 271           | 60           | 3.163                 | 2.831          | 269           | 60           | 3.090          | 2.818          | 253           | 47           | 77            | 12           | 21           | 41           |
| OURENSE                       | 3.321          | 3.109          | 168           | 52           | 3.284                 | 3.067          | 164           | 52           | 3.204          | 3.028          | 160           | 16           | 80            | 39           | 16           | 32           |
| PONTEVEDRA                    | 10.311         | 8.821          | 1.305         | 188          | 10.248                | 8.773          | 1.290         | 188          | 10.005         | 8.718          | 1.247         | 40           | 243           | 55           | 43           | 148          |
| <b>ISLAS BALEARES</b>         | 7.323          | 6.531          | 585           | 201          | 7.203                 | 6.421          | 575           | 201          | 7.028          | 6.317          | 562           | 145          | 175           | 104          | 13           | 58           |
| <b>ISLAS CANARIAS</b>         | 21.225         | 15.461         | 4.111         | 1.651        | 21.092                | 15.375         | 4.064         | 1.651        | 20.697         | 15.229         | 3.927         | 1.541        | 395           | 146          | 137          | 112          |
| LAS PALMAS                    | 11.561         | 8.408          | 2.306         | 843          | 11.492                | 8.375          | 2.269         | 843          | 11.252         | 8.274          | 2.192         | 784          | 240           | 101          | 77           | 62           |
| SANTA CRUZ TENERIFE           | 9.664          | 7.053          | 1.806         | 808          | 9.600                 | 7.000          | 1.795         | 808          | 9.445          | 6.955          | 1.735         | 751          | 155           | 45           | 60           | 50           |
| <b>LA RIOJA</b>               | 1.589          | 1.278          | 297           | 14           | 1.565                 | 1.259          | 292           | 14           | 1.499          | 1.226          | 268           | 5            | 66            | 33           | 24           | 9            |
| <b>MELILLA</b>                | 1.125          | 413            | 69            | 18           | 1.101                 | 398            | 68            | 18           | 1.075          | 398            | 663           | 14           | 26            | 0            | 22           | 4            |
| <b>NAVARRA</b>                | 5.971          | 5.316          | 582           | 73           | 5.880                 | 5.235          | 572           | 73           | 5.713          | 5.130          | 546           | 37           | 167           | 105          | 26           | 36           |
| <b>PAÍS VASCO</b>             | 16.074         | 11.208         | 2.592         | 2.271        | 15.982                | 11.151         | 2.557         | 2.271        | 13.769         | 11.018         | 2.454         | 292          | 2.213         | 135          | 105          | 1.97         |
| ALAVA                         | 2.220          | 1.503          | 448           | 271          | 2.205                 | 1.493          | 440           | 271          | 1.914          | 1.461          | 421           | 20           | 291           | 23           | 13           | 25           |
| GIPUZKOA                      | 8.858          | 6.072          | 1.559         | 1.221        | 8.807                 | 6.040          | 1.540         | 1.221        | 7.624          | 5.978          | 1.465         | 180          | 1.183         | 67           | 75           | 1.04         |
| BIZKAIA                       | 4.996          | 3.634          | 588           | 772          | 4.970                 | 3.619          | 577           | 772          | 4.231          | 3.578          | 562           | 91           | 739           | 41           | 15           | 68           |
| <b>PRINCIPADO DE ASTURIAS</b> | 9.534          | 7.553          | 1.900         | 81           | 9.396                 | 7.432          | 1.883         | 81           | 9.204          | 7.341          | 1.827         | 36           | 192           | 91           | 56           | 45           |
| <b>REGION DE MURCIA</b>       | 18.213         | 14.822         | 3.090         | 301          | 18.013                | 14.653         | 3.059         | 301          | 17.474         | 14.365         | 2.955         | 154          | 539           | 288          | 104          | 147          |
| <b>TOTAL ESPAÑA</b>           | <b>459.051</b> | <b>356.074</b> | <b>89.332</b> | <b>13.64</b> | <b>454.027</b>        | <b>352.075</b> | <b>88.307</b> | <b>13.64</b> | <b>435.679</b> | <b>345.507</b> | <b>84.627</b> | <b>5.541</b> | <b>18.343</b> | <b>6.563</b> | <b>3.680</b> | <b>8.100</b> |

Datos del Sistema Nacional de Garantía Juvenil  
Modelo estadístico acordado en la Comisión Delegada de Seguimiento y Evaluación del Sistema Nacional de Garantía Juvenil

