



GOBIERNO
DE ESPAÑA

MINISTERIO
DE EMPLEO
Y SEGURIDAD SOCIAL



UNIÓN EUROPEA
Fondo Social Europeo
El FSE invierte en tu futuro

Sistema Nacional de Garantía Juvenil

Fichero de Inscripción



Datos a 31 DE MARZO DE 2018




SISTEMA NACIONAL DE GARANTÍA JUVENIL

Datos a 31 de marzo de 2018

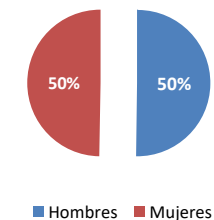
Proceso de Inscripción (TABLA GENERAL)

	ESPAÑA		
	Total	Hombres	Mujeres
Solicitudes	1.153.504	579.751	573.753
Con usuario y contraseña	932.692	466.191	466.501
Certificado electrónico	187.426	96.870	90.556
En Papel completas y correctas	33.386	16.690	16.696
Expedientes resueltos	1.139.398	572.442	566.956
Con usuario y contraseña	921.234	460.316	460.918
Certificado electrónico	184.997	95.556	89.441
En Papel	33.167	16.570	16.597
% de expedientes resueltos	99%	99%	99%
Inscripciones (resoluciones positivas)	1.096.440	551.334	545.106
Con usuario y contraseña	905.063	452.197	452.866
Certificado electrónico	178.242	91.885	86.357
En Papel	13.135	7.252	5.883
Denegaciones (resoluciones negativas)	42.958	21.108	21.850
Con usuario y contraseña	16.171	8.119	8.052
Certificado electrónico	6.755	3.671	3.084
En Papel	20.032	9.318	10.714
Servicio 060 Garantía Juvenil (Acumulado 2018)	8.977	---	---
Llamadas atendidas - opción jóvenes	7.993	---	---
Llamadas atendidas - opción empleadores	984	---	---
Correos atendidos	0	---	---

Por Tipo de Expediente



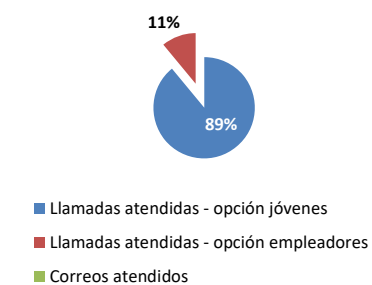
Por Sexo



Por Tipo de resolución



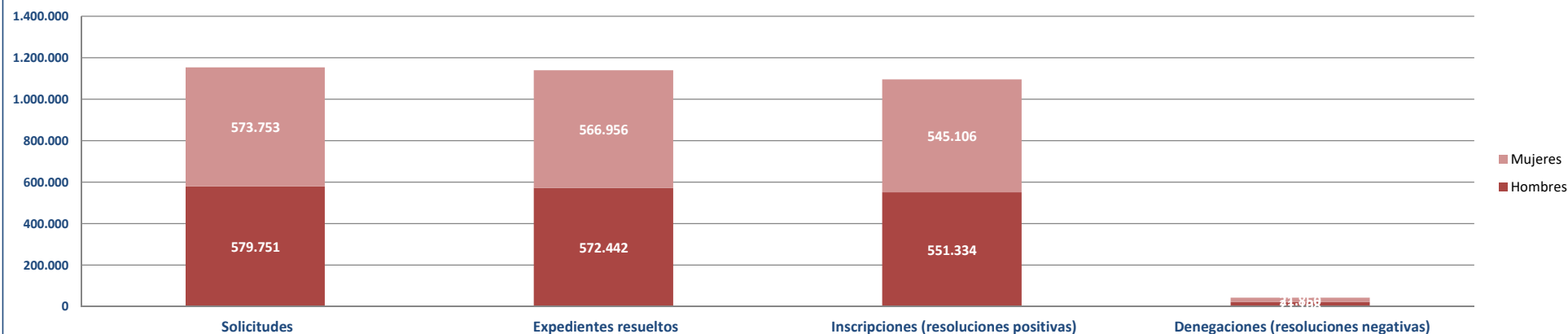
Teléfono de Información



Datos del Sistema Nacional de Garantía Juvenil

Modelo estadístico acordado en la Comisión Delegada de Seguimiento y Evaluación del Sistema Nacional de Garantía Juvenil

Registro del Sistema



SISTEMA NACIONAL DE GARANTÍA JUVENIL

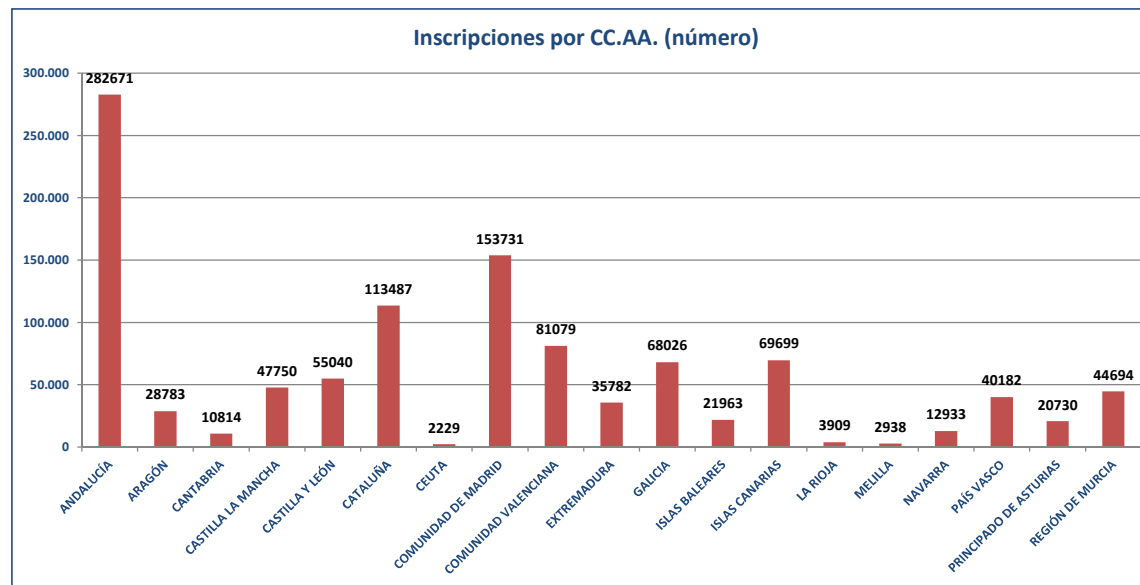
Datos a 31 de marzo de 2018



INSCRIPCIONES

(Datos por CC.AA.)

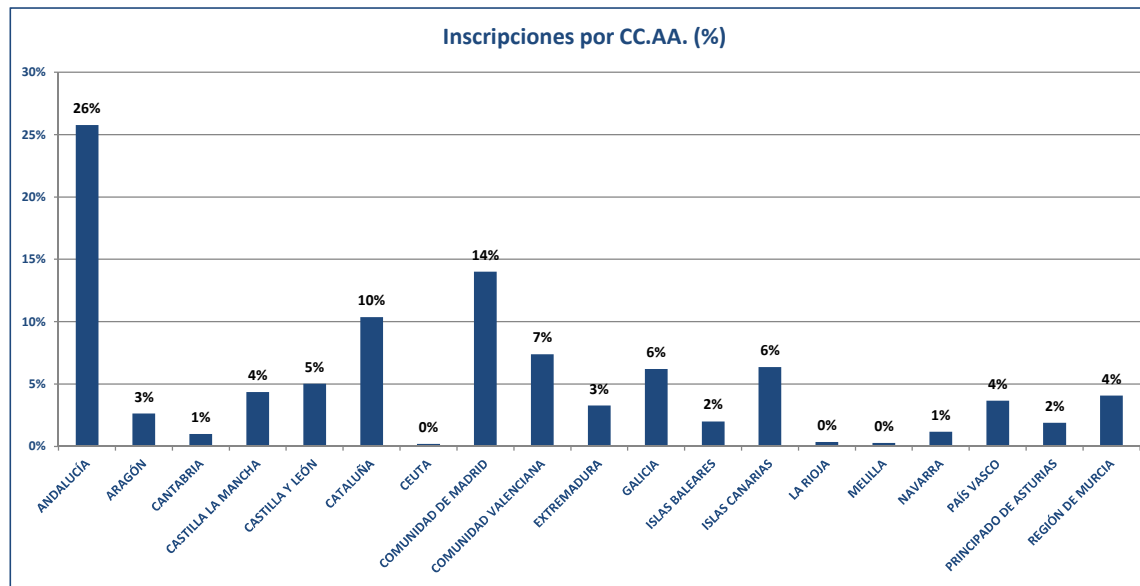
	Total		Hombres		Mujeres	
	Número	%/total	Número	%/total	Número	%/total
ANDALUCÍA	282.671	26%	137.370	24,9%	145.301	26,7%
ARAGÓN	28.783	3%	14.611	2,7%	14.172	2,6%
CANTABRIA	10.814	1%	5.581	1,0%	5.233	1,0%
CASTILLA LA MANCHA	47.750	4%	23.297	4,2%	24.453	4,5%
CASTILLA Y LEÓN	55.040	5%	28.125	5,1%	26.915	4,9%
CATALUÑA	113.487	10%	62.192	11,3%	51.295	9,4%
CEUTA	2.229	0%	1.062	0,2%	1.167	0,2%
COMUNIDAD DE MADRID	153.731	14%	76.493	13,9%	77.238	14,2%
COMUNIDAD VALENCIANA	81.079	7%	41.593	7,5%	39.486	7,2%
EXTREMADURA	35.782	3%	17.478	3,2%	18.304	3,4%
GALICIA	68.026	6%	33.365	6,1%	34.661	6,4%
ISLAS BALEARES	21.963	2%	11.031	2,0%	10.932	2,0%
ISLAS CANARIAS	69.699	6%	34.612	6,3%	35.087	6,4%
LA RIOJA	3.909	0%	2.009	0,4%	1.900	0,3%
MELILLA	2.938	0%	1.354	0,2%	1.584	0,3%
NAVARRA	12.933	1%	6.915	1,3%	6.018	1,1%
PAÍS VASCO	40.182	4%	20.290	3,7%	19.892	3,6%
PRINCIPADO DE ASTURIAS	20.730	2%	11.003	2,0%	9.727	1,8%
REGIÓN DE MURCIA	44.694	4%	22.953	4,2%	21.741	4,0%
TOTAL ESPAÑA	1.096.440	100%	551.334	100%	545.106	100%



DENEGACIONES

(Datos por CC.AA.)

	Total		Hombres		Mujeres	
	Número	%/total	Número	%/total	Número	%/total
ANDALUCÍA	8.049	19%	4.196	19,9%	3.853	17,6%
ARAGÓN	2.502	6%	1.186	5,6%	1.316	6,0%
CANTABRIA	235	1%	130	0,6%	105	0,5%
CASTILLA LA MANCHA	1.284	3%	664	3,1%	620	2,8%
CASTILLA Y LEÓN	1.642	4%	838	4,0%	804	3,7%
CATALUÑA	3.206	7%	1.781	8,4%	1.425	6,5%
CEUTA	57	0%	24	0,1%	33	0,2%
COMUNIDAD DE MADRID	9.194	21%	4.552	21,6%	4.642	21,2%
COMUNIDAD VALENCIANA	1.843	4%	965	4,6%	878	4,0%
EXTREMADURA	930	2%	534	2,5%	396	1,8%
GALICIA	1.922	4%	836	4,0%	1.086	5,0%
ISLAS BALEARES	675	2%	322	1,5%	353	1,6%
ISLAS CANARIAS	1.053	2%	475	2,3%	578	2,6%
LA RIOJA	129	0%	71	0,3%	58	0,3%
MELILLA	58	0%	30	0,1%	28	0,1%
NAVARRA	326	1%	172	0,8%	154	0,7%
PAÍS VASCO	8.301	19%	3.505	16,6%	4.796	21,9%
PRINCIPADO DE ASTURIAS	441	1%	222	1,1%	219	1,0%
REGIÓN DE MURCIA	1.111	3%	605	2,9%	506	2,3%
TOTAL ESPAÑA	42.958	100%	21.108	100%	21.850	100%



Datos del Sistema Nacional de Garantía Juvenil

Modelo estadístico acordado en la Comisión Delegada de Seguimiento y Evaluación del Sistema Nacional de Garantía Juvenil

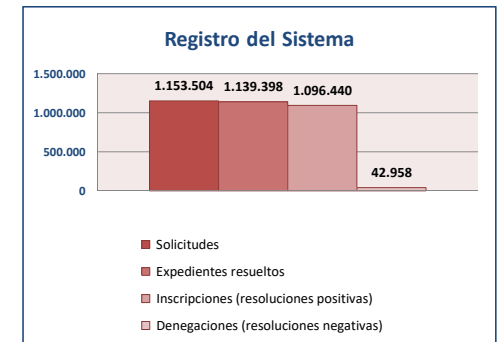
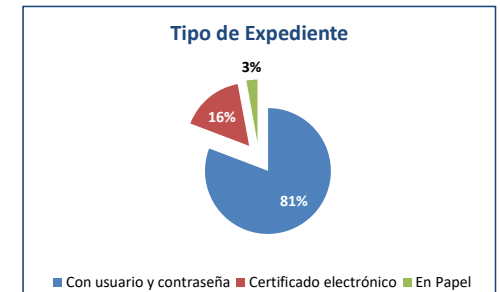
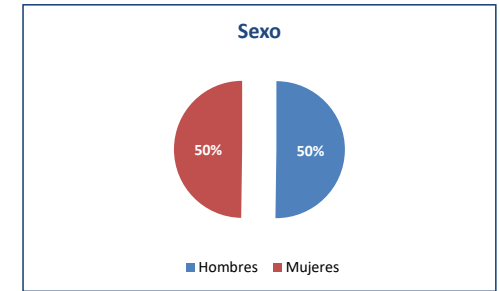
SISTEMA NACIONAL DE GARANTÍA JUVENIL

Datos a 31 de marzo de 2018



ESTADOS (TOTAL POR CC.AA, PROVINCIAS Y SEXO)

	Solicitudes			Expedientes resueltos			Inscripciones			Denegaciones		
	TOTAL	Hombres	Mujeres	TOTAL	Hombres	Mujeres	TOTAL	Hombres	Mujeres	TOTAL	Hombres	Mujeres
ANDALUCÍA	292.890	142.652	150.238	290.720	141.566	149.154	282.671	137.370	145.301	8.049	4.196	3.853
ALMERÍA	19.429	9.508	9.921	19.052	9.316	9.736	18.437	9.023	9.414	615	293	322
CADIZ	48.232	23.637	24.595	47.982	23.521	24.461	47.088	23.076	24.012	894	445	449
CORDOBA	33.364	15.947	17.417	33.227	15.889	17.338	32.427	15.439	16.988	800	450	350
GRANADA	34.595	16.912	17.683	34.309	16.764	17.545	33.298	16.245	17.053	1.011	519	492
HUELVA	18.236	9.059	9.177	18.135	9.011	9.124	17.586	8.716	8.870	549	295	254
JAÉN	28.017	13.211	14.806	27.888	13.133	14.755	26.841	12.570	14.271	1.047	563	484
MÁLAGA	42.961	21.365	21.596	42.463	21.123	21.340	41.226	20.475	20.751	1.237	648	589
SEVILLA	68.056	33.013	35.043	67.664	32.809	34.855	65.768	31.826	33.942	1.896	983	913
ARAGÓN	31.739	16.060	15.679	31.285	15.797	15.488	28.783	14.611	14.172	2.502	1.186	1.316
HUESCA	4.594	2.343	2.251	4.536	2.307	2.229	4.174	2.161	2.013	362	146	216
TERUEL	3.337	1.657	1.680	3.308	1.637	1.671	3.049	1.545	1.504	259	92	167
ZARAGOZA	23.808	12.060	11.748	23.441	11.853	11.588	21.560	10.905	10.655	1.881	948	933
CANTABRIA	11.166	5.776	5.390	11.049	5.711	5.338	10.814	5.581	5.233	235	130	105
CASTILLA LA MANCHA	49.426	24.153	25.273	49.034	23.961	25.073	47.750	23.297	24.453	1.284	664	620
ALBACETE	9.227	4.505	4.722	9.160	4.476	4.684	8.913	4.349	4.564	247	127	120
CIUDAD REAL	14.904	7.010	7.894	14.814	6.969	7.845	14.429	6.767	7.662	385	202	183
CUENCA	3.921	1.931	1.990	3.874	1.908	1.966	3.757	1.858	1.899	117	50	67
GUADALAJARA	4.996	2.446	2.550	4.940	2.421	2.519	4.787	2.323	2.464	173	88	75
TOLEDO	16.378	8.261	8.117	16.246	8.187	8.059	15.884	8.000	7.884	362	187	175
CASTILLA Y LEÓN	57.179	29.225	27.954	56.682	28.963	27.719	55.040	28.125	26.915	1.642	838	804
ÁVILA	2.940	1.473	1.467	2.915	1.459	1.456	2.812	1.401	1.411	103	58	45
BURGOS	8.454	4.205	4.249	8.356	4.149	4.207	8.128	4.030	4.098	228	119	109
LEÓN	10.355	5.462	4.893	10.258	5.410	4.848	9.968	5.280	4.688	290	130	160
PALENCIA	4.880	2.486	2.394	4.843	2.469	2.374	4.738	2.415	2.323	105	54	51
SALAMANCA	8.746	4.287	4.459	8.684	4.256	4.428	8.471	4.149	4.322	213	107	106
SEGOVIA	3.154	1.665	1.489	3.110	1.640	1.470	3.019	1.585	1.434	91	55	36
SORIA	2.048	1.079	969	2.020	1.063	969	1.974	1.038	936	46	25	21
VALLADOLID	12.603	6.533	6.070	12.513	6.488	6.025	12.079	6.260	5.819	434	228	206
ZAMORA	3.999	2.035	1.964	3.983	2.029	1.954	3.851	1.967	1.884	132	62	70
CATALUÑA	119.450	65.554	53.896	116.693	63.973	52.720	113.487	62.192	51.295	3.206	1.781	1.425
BARCELONA	80.956	44.837	36.119	79.180	43.826	35.354	77.025	42.596	34.429	2.155	1.230	925
GIRONA	14.563	7.889	6.674	14.129	7.632	6.497	13.738	7.427	6.311	391	205	186
LLEIDA	7.674	4.139	3.535	7.481	4.022	3.459	7.275	3.900	3.375	206	122	84
TARRAGONA	16.257	8.689	7.568	15.903	8.493	7.410	15.449	8.269	7.180	454	224	230
CEUTA	2.299	1.094	1.205	2.286	1.086	1.200	2.229	1.062	1.167	57	24	33
COMUNIDAD DE MADRID	166.133	82.614	83.519	162.925	81.045	81.880	153.731	76.493	77.238	9.194	4.552	4.642
COMUNIDAD VALENCIANA	84.041	43.143	40.898	82.922	42.558	40.364	81.079	41.593	39.486	1.843	965	878
ALICANTE	30.195	15.681	14.514	29.777	15.452	14.325	29.209	15.152	14.057	568	300	268
CASTELLÓN	10.184	5.264	4.920	9.996	5.163	4.833	9.743	5.015	4.728	251	148	105
VALENCIA	43.662	22.198	21.464	43.149	21.943	21.206	42.127	21.426	20.701	1.022	517	505
EXTREMADURA	36.907	18.103	18.804	36.712	18.012	18.700	35.782	17.478	18.304	930	534	396
BADAJOS	24.151	11.680	12.471	24.053	11.634	12.419	23.426	11.273	12.153	627	361	266
CÁCERES	12.756	6.423	6.333	12.659	6.378	6.281	12.356	6.205	6.151	303	173	130
GALICIA	70.613	34.503	36.110	69.948	34.201	35.747	68.026	33.365	34.661	1.922	836	1.086
A CORUÑA	26.892	12.990	13.902	26.628	12.875	13.753	25.908	12.558	13.350	720	317	403
LUGO	8.312	4.063	4.249	8.235	4.026	4.209	8.025	3.935	4.090	210	91	119
OURENSE	8.276	4.147	4.129	8.194	4.099	4.095	7.972	4.004	3.968	222	95	127
PONTEVEDRA	27.133	13.303	13.830	26.891	13.201	13.690	26.121	12.868	13.253	770	333	437
ISLAS BALEARES	22.964	11.523	11.441	22.638	11.353	11.285	21.963	11.031	10.932	675	322	353
ISLAS CANARIAS	71.435	35.402	36.033	70.752	35.087	35.665	69.699	34.612	35.087	1.053	475	578
LAS PALMAS	38.481	19.058	19.423	38.120	18.889	19.231	37.472	18.604	18.868	648	285	363
SANTA CRUZ TENERIFE	32.954	16.344	16.610	32.632	16.198	16.434	32.227	16.008	16.219	405	190	215
LA RIOJA	4.102	2.113	1.989	4.038	2.080	1.958	3.909	2.009	1.900	129	71	58
MELILLA	3.039	1.405	1.634	2.996	1.384	1.612	2.938	1.354	1.584	58	30	28
NAVARRA	13.467	7.193	6.274	13.259	7.087	6.172	12.933	6.915	6.018	326	172	154
PAÍS VASCO	48.830	23.995	24.835	48.483	23.795	24.688	40.182	20.290	19.892	8.301	3.505	4.796
ÁLAVA	7.168	3.387	3.781	7.107	3.345	3.762	5.888	2.891	2.997	1.219	454	765
GIPUZKOA	25.926	13.029	12.897	25.734	12.923	12.811	21.483	11.054	10.429	4.251	1.869	2.382
BIZKAIA	15.736	7.579	8.157	15.642	7.527	8.115	12.811	6.345	6.466	2.831	1.182	1.649
PRINCIPADO DE ASTURIAS	21.469	11.384	10.085	21.171	11.225	9.946	20.730	11.003	9.727	441	222	219
REGIÓN DE MURCIA	46.355	23.859	22.496	45.805	23.558	22.247	44.694	22.953	21.741	1.111	605	506
TOTAL ESPAÑA	1.153.504	579.751	573.753	1.139.398	572.442	566.956	1.096.440	551.334	545.106	42.958	21.108	21.850



SISTEMA NACIONAL DE GARANTÍA JUVENIL

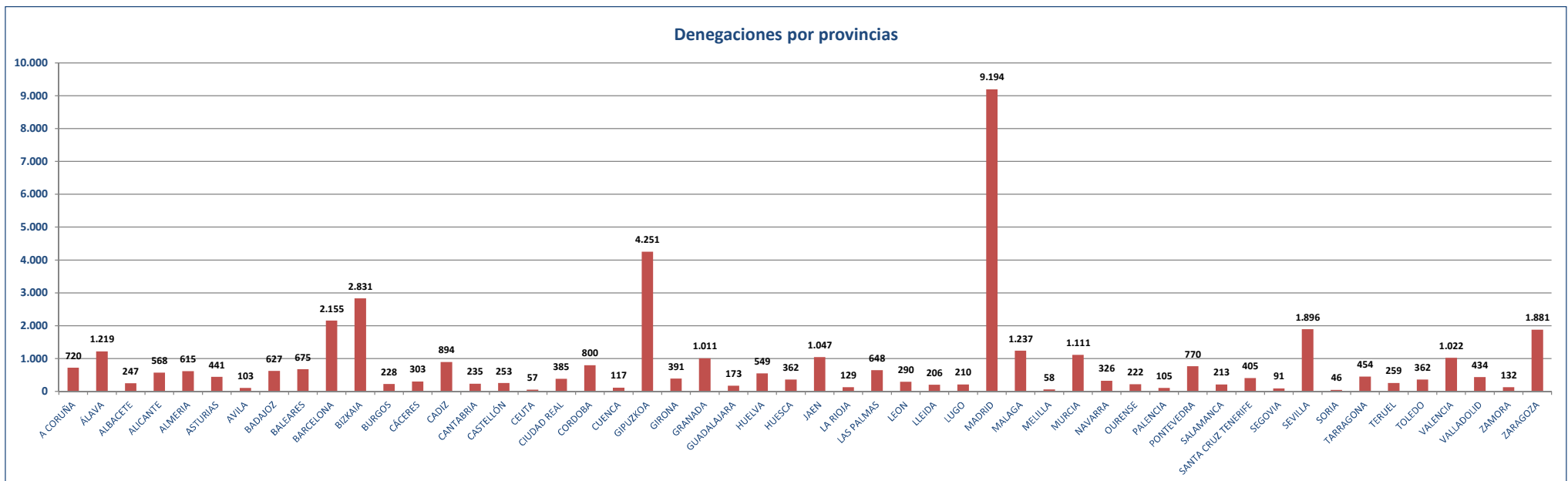
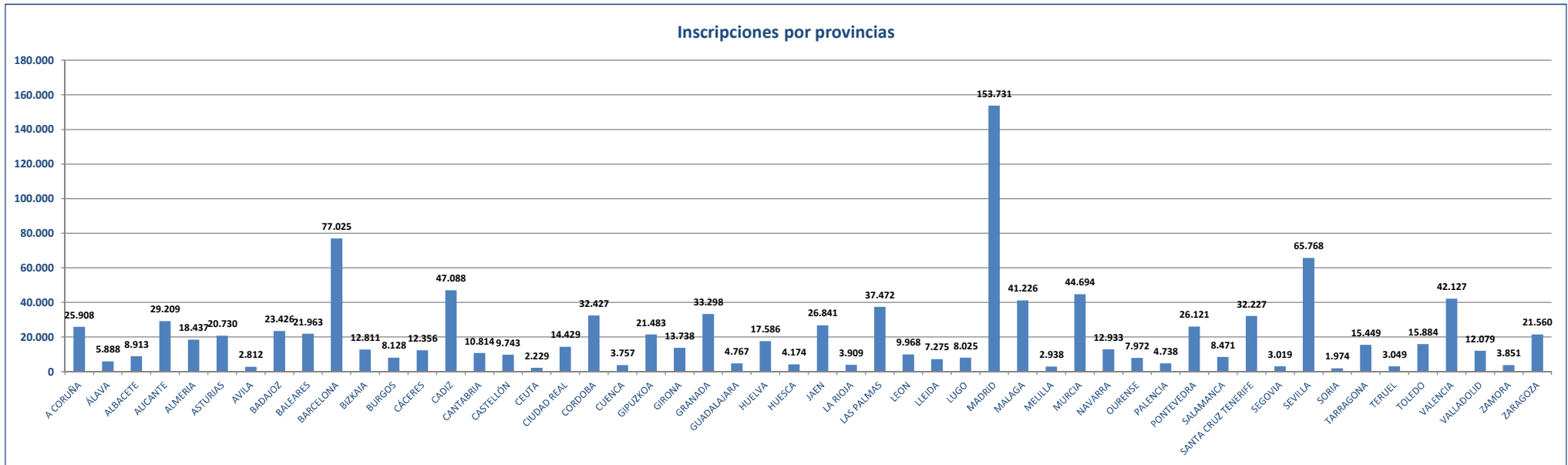
Datos a 31 de marzo de 2018



ESTADOS (TOTAL POR CC.AA, PROVINCIAS Y TIPO DE EXPEDIENTE)

	Solicitudes				Expedientes resueltos				Inscripciones				Denegaciones			
	TOTAL	Contraseña	Certificado	En Papel	TOTAL	Contraseña	Certificado	En Papel	TOTAL	Contraseña	Certificado	En Papel	TOTAL	Contraseña	Certificado	En Papel
ANDALUCÍA	292.890	195.826	95.791	1.273	290.720	194.407	95.054	1.259	282.671	190.243	91.544	884	8.049	4.164	3.510	375
ALMERÍA	19.429	11.636	7.745	48	19.052	11.417	7.587	48	18.437	11.141	7.264	32	615	276	323	16
CADIZ	48.232	35.130	12.928	174	47.982	34.943	12.872	167	47.088	34.468	12.511	109	894	475	361	58
CÓRDOBA	33.364	20.268	12.986	110	33.227	20.184	12.933	110	32.427	19.839	12.523	65	800	345	410	45
GRANADA	34.595	20.544	13.969	82	34.309	20.392	13.835	82	33.298	19.928	13.332	38	1.011	464	503	44
HUELVA	18.236	7.712	10.437	87	18.135	7.682	10.367	86	17.586	7.507	10.010	69	549	175	357	17
JAÉN	28.017	17.412	10.484	121	27.888	17.321	10.446	121	26.841	16.801	9.958	82	1.047	520	488	39
MÁLAGA	42.961	33.320	9.391	250	42.463	32.950	9.267	246	41.226	32.148	8.886	192	1.237	802	381	54
SEVILLA	68.056	49.804	17.851	401	67.664	49.518	17.747	399	65.768	48.411	17.060	297	1.896	1.107	687	102
ARAGÓN	31.739	27.474	2.108	2.157	31.285	27.080	2.048	2.157	28.783	26.743	1.993	47	2.502	337	55	2.110
HUESCA	4.594	3.665	620	309	4.536	3.625	602	309	4.174	3.584	586	4	362	41	161	305
TERUEL	3.337	2.558	550	229	3.308	2.546	533	229	3.049	2.520	523	6	259	26	101	223
ZARAGOZA	23.808	21.251	938	1.619	23.441	20.909	913	1.619	21.560	20.639	884	37	1.881	270	291	1.582
CANTABRIA	11.166	10.395	636	135	11.049	10.292	622	135	10.814	10.205	593	16	235	87	29	119
CASTILLA LA MANCHA	49.426	41.651	6.483	1.292	49.034	41.339	6.407	1.288	47.750	40.609	6.168	973	1.284	730	239	315
ALBACETE	9.227	8.083	949	195	9.160	8.026	940	194	8.913	7.866	891	156	247	160	49	38
CIUDAD REAL	14.904	12.477	2.102	325	14.814	12.411	2.079	324	14.429	12.194	1.985	250	385	217	94	74
CUENCA	3.921	3.125	695	101	3.874	3.095	678	101	3.737	3.027	651	79	117	68	27	22
GUADALAJARA	4.996	4.240	528	227	4.940	4.190	523	227	4.767	4.115	512	140	173	75	111	82
TOLEDO	16.378	13.726	2.208	444	16.246	13.617	2.187	442	15.884	13.407	2.129	348	362	210	58	94
CASTILLA Y LEÓN	57.179	46.875	7.975	2.329	56.682	46.508	7.847	2.327	55.040	45.852	7.540	1.648	1.642	656	307	679
ÁVILA	2.940	2.338	462	140	2.915	2.321	455	139	2.812	2.276	434	102	103	45	21	37
BURGOS	8.454	7.095	1.153	206	8.356	7.032	1.118	206	8.128	6.927	1.079	122	228	105	39	84
LEÓN	10.355	8.497	1.438	420	10.258	8.422	1.416	420	9.968	8.314	1.354	300	290	108	62	120
PALENCIA	4.880	3.854	744	282	4.843	3.827	734	282	4.738	3.789	711	238	105	38	23	44
SALAMANCA	8.746	7.173	1.211	362	8.684	7.140	1.199	361	8.471	7.053	1.140	278	213	71	59	83
SEGOVIA	3.154	2.833	227	94	3.110	2.799	217	94	3.019	2.757	205	57	91	42	12	37
SORIA	2.048	1.800	217	31	2.020	1.775	214	31	1.974	1.747	206	21	46	28	8	10
VALLADOLID	12.603	9.990	1.977	636	12.513	9.926	1.951	636	12.079	9.758	1.888	433	434	168	63	203
ZAMORA	3.999	3.295	546	158	3.983	3.282	543	158	3.851	3.231	523	97	132	51	20	61
CATALUNYA	119.450	105.033	12.528	1.889	116.693	102.563	12.245	1.885	113.487	100.262	11.768	1.457	3.206	2.301	477	428
BARCELONA	80.956	71.408	8.259	1.289	79.180	69.829	8.063	1.288	77.025	68.293	7.735	997	2.155	1.536	328	291
GIRONA	14.563	13.350	983	230	14.129	12.941	960	228	13.738	12.651	923	164	391	290	37	64
LLEIDA	7.674	6.173	1.374	127	7.481	5.990	1.365	126	7.275	5.854	1.321	100	206	136	44	26
TARRAGONA	16.257	14.102	1.912	243	15.903	13.803	1.857	243	15.449	13.464	1.789	196	454	339	68	47
CEUTA	2.299	1.878	414	7	2.286	1.865	414	7	2.229	1.826	398	5	57	39	16	2
COMUNIDAD DE MADRID	166.133	147.004	9.344	9.785	162.925	144.341	8.984	9.600	153.731	142.533	8.507	2.691	9.194	1.808	477	6.909
COMUNIDAD VALENCIANA	84.041	70.306	12.998	737	82.922	69.399	12.786	737	81.079	68.410	12.307	362	1.843	989	479	375
ALICANTE	30.195	25.912	4.109	174	29.777	25.565	4.038	174	29.209	25.240	3.899	70	568	325	139	104
CASTELLÓN	10.184	8.321	1.739	174	9.996	8.169	1.703	174	9.743	8.060	1.616	67	253	109	87	57
VALENCIA	43.662	36.073	7.150	439	43.149	35.665	7.045	439	42.127	35.110	6.792	225	1.022	555	253	214
EXTREMADURA	36.907	31.440	4.974	493	36.712	31.281	4.940	493	35.782	30.746	4.814	222	930	535	126	269
BADAJOS	24.151	19.774	4.032	345	24.053	19.701	4.009	343	23.426	19.335	3.913	178	627	366	96	165
CÁCERES	12.756	11.666	942	148	12.659	11.580	931	148	12.356	11.411	901	44	303	169	30	104
GALICIA	70.613	63.814	5.528	1.271	69.948	63.255	5.422	1.271	68.026	62.523	5.247	256	1.922	732	175	1.015
A CORUÑA	26.892	24.735	1.680	477	26.628	24.518	1.633	477	25.908	24.221	1.583	104	720	297	101	373
LUGO	8.312	7.566	600	146	8.235	7.494	595	146	8.025	7.414	572	39	210	80	23	107
OURENSE	8.276	7.729	399	148	8.194	7.653	393	148	7.972	7.560	378	34	222	93	15	114
PONTEVEDRA	27.133	23.784	2.849	500	26.891	23.590	2.801	500	26.121	23.328	2.714	79	770	262	87	421
ISLAS BALEARES	22.964	21.027	1.128	809	22.638	20.725	1.105	808	21.963	20.440	1.082	441	675	285	23	367
ISLAS CANARIAS	71.435	58.774	9.233	3.428	70.752	58.208	9.116	3.428	69.699	57.763	8.887	3.049	1.053	445	229	379
LAS PALMAS	38.481	31.577	5.135	1.769	38.120	31.285	5.066	1.769	37.472	30.991	4.926	1.555	648	294	140	214
SANTA CRUZ TENERIFE	32.954	27.197	4.098	1.659	32.632	26.923	4.050	1.659	32.227	26.772	3.961	1.494	405	151	89	165
LA RIOJA	4.102	3.524	545	33	4.038	3.471	534	33	3.909	3.399	501	9	129	72	33	24
MELILLA	3.039	1.309	1.674	56	2.996	1.288	1.652	56	2.938	1.287	1.608	43	58	1	44	13
NAVARRA	13.467	12.252	1.055	160	13.259	12.065	1.034	160	12.933	11.873	982	78	326	192	52	82
PAÍS VASCO	48.830	36.729	5.333	6.768	48.483	36.496	5.223	6.764	40.182	34.542	5.030	610	8.301	1.954	193	6.154
ÁLAVA	7.168	5.293	947	928	7.107	5.248	932	927	5.888	4.922	906	60	1.219	326	26	867
GIPUZKOA	25.926	19.257	3.138	3.531	25.734	19.137	3.068	3.529	21.483	18.188	2.929	366	4.251	949	139	3.163
BIZKAIA	15.736	12.179	1.248	2.309	15.642	12.111	1.223	2.308								

INSCRIPCIONES Y DENEGACIONES POR PROVINCIAS



SISTEMA NACIONAL DE GARANTÍA JUVENIL

Datos a 31 de marzo de 2018



ESTADOS (HOMBRES POR CC.AA, PROVINCIAS Y TIPO DE EXPEDIENTE)

	Solicitudes				Expedientes resueltos				Inscripciones				Denegaciones			
	TOTAL	Contraseña	Certificado	En Papel	TOTAL	Contraseña	Certificado	En Papel	TOTAL	Contraseña	Certificado	En Papel	TOTAL	Contraseña	Certificado	En Papel
ANDALUCÍA	142.652	93.932	48.007	713	141.566	93.234	47.629	703	137.370	91.126	45.716	528	4.196	2.108	1.913	175
ALMERÍA	9.508	5.514	3.970	24	9.316	5.399	3.893	24	9.023	5.269	3.736	18	293	130	157	6
CADIZ	23.637	17.044	6.489	104	23.521	16.962	6.460	99	23.076	16.723	6.278	75	445	239	182	24
CÓRDOBA	15.947	9.604	6.286	57	15.889	9.573	6.259	57	15.439	9.388	6.017	34	450	185	242	23
GRANADA	16.912	9.888	6.985	39	16.764	9.808	6.917	39	16.245	9.582	6.643	20	519	226	274	19
HUELVA	9.059	3.756	5.254	49	9.011	3.742	5.221	48	8.716	3.655	5.022	39	295	87	199	9
JAÉN	13.211	8.014	5.129	68	13.133	7.959	5.106	68	12.570	7.683	4.841	46	563	276	265	22
MÁLAGA	21.365	16.289	4.925	151	21.123	16.122	4.853	148	20.475	15.719	4.633	123	648	403	220	25
SEVILLA	33.013	23.823	8.969	221	32.809	23.669	8.920	220	31.826	23.107	8.546	173	983	562	374	47
ARAGÓN	16.060	13.859	1.190	1.011	15.797	13.642	1.144	1.011	14.611	13.469	1.115	27	1.186	173	29	984
HUESCA	2.343	1.863	364	116	2.307	1.842	349	116	2.161	1.818	340	3	146	24	9	113
TERUEL	1.657	1.265	311	81	1.637	1.258	298	81	1.545	1.248	293	4	92	10	5	77
ZARAGOZA	12.060	10.731	515	814	11.853	10.542	497	814	10.905	10.403	482	20	948	139	15	794
CANTABRIA	5.776	5.380	323	73	5.711	5.323	315	73	5.581	5.271	302	8	130	52	13	65
CASTILLA LA MANCHA	24.153	20.169	3.300	684	23.961	20.017	3.262	682	23.297	19.663	3.131	503	664	354	131	179
ALBACETE	4.505	3.917	493	95	4.476	3.891	490	95	4.349	3.815	464	70	127	76	26	25
CIUDAD REAL	7.010	5.816	1.028	166	6.969	5.784	1.020	165	6.767	5.681	968	118	202	103	52	47
CUENCA	1.931	1.504	377	50	1.908	1.493	365	50	1.858	1.469	348	41	50	24	17	9
GUADALAJARA	2.446	2.060	253	133	2.421	2.038	250	133	2.323	1.998	244	81	98	40	6	52
TOLEDO	8.261	6.872	1.149	240	8.187	6.811	1.137	239	8.000	6.700	1.107	193	187	111	30	46
CASTILLA Y LEÓN	29.225	23.806	4.259	1.160	28.963	23.614	4.190	1.159	28.125	23.259	4.029	837	838	355	161	322
ÁVILA	1.473	1.154	248	71	1.459	1.146	243	70	1.401	1.118	235	48	58	28	8	22
BURGOS	4.205	3.513	578	114	4.149	3.477	558	114	4.030	3.425	538	67	119	52	20	47
LEÓN	5.462	4.502	761	199	5.410	4.459	752	199	5.280	4.407	728	145	130	52	24	54
PALENCIA	2.486	1.933	406	147	2.469	1.923	399	147	2.415	1.900	388	127	54	23	11	30
SALAMANCA	4.287	3.513	595	179	4.256	3.488	589	179	4.149	3.450	559	140	107	38	30	29
SEGOVIA	1.665	1.495	123	47	1.640	1.474	119	47	1.585	1.446	110	29	55	28	9	18
SORIA	1.079	944	117	18	1.063	929	116	18	1.038	914	112	12	25	15	4	6
VALLADOLID	6.533	5.074	1.149	310	6.488	5.044	1.134	310	6.260	4.950	1.094	216	228	94	40	94
ZAMORA	2.035	1.678	282	75	2.029	1.674	280	75	1.967	1.649	265	53	62	25	15	22
CATALUÑA	65.554	57.131	7.171	1.252	63.973	55.715	7.008	1.250	62.192	54.467	6.726	999	1.781	1.248	282	251
BARCELONA	44.837	39.123	4.867	847	43.826	38.218	4.761	847	42.596	37.356	4.563	677	1.230	862	198	170
GIRONA	7.889	7.172	570	147	7.632	6.934	552	146	7.427	6.785	537	105	205	149	15	41
LLEIDA	4.139	3.299	742	98	4.022	3.191	734	97	3.900	3.114	703	83	122	77	31	14
TARRAGONA	8.689	7.537	992	160	8.493	7.372	961	160	8.269	7.212	923	134	224	160	38	26
CEUTA	1.094	882	207	5	1.086	874	207	5	1.062	855	204	3	24	19	3	2
COMUNIDAD DE MADRID	82.614	72.596	4.950	5.068	81.045	71.335	4.743	4.967	76.493	70.467	4.495	1.531	4.552	868	248	3.436
COMUNIDAD VALENCIANA	43.143	35.768	6.978	397	42.558	35.290	6.871	397	41.593	34.792	6.590	211	965	498	281	186
ALICANTE	15.681	13.330	2.267	84	15.452	13.141	2.227	84	15.152	12.971	2.143	38	300	170	84	46
CASTELLÓN	5.264	4.228	964	72	5.163	4.147	944	72	5.015	4.092	886	37	148	55	58	35
VALENCIA	22.198	18.210	3.747	241	21.943	18.002	3.700	241	21.426	17.729	3.561	136	517	273	139	105
EXTREMADURA	18.103	15.288	2.526	289	18.012	15.211	2.512	289	17.478	14.894	2.446	138	534	317	66	151
BADAJOS	11.680	9.428	2.042	210	11.634	9.392	2.032	210	11.273	9.174	1.982	117	361	218	50	93
CÁCERES	6.423	5.860	484	79	6.378	5.819	480	79	6.205	5.720	464	21	173	99	16	58
GALICIA	34.503	31.207	2.741	555	34.201	30.959	2.687	555	33.365	30.631	2.601	133	836	328	86	422
A CORUÑA	12.990	11.961	822	207	12.875	11.869	799	207	12.558	11.731	778	49	317	138	21	158
LUGO	4.063	3.707	292	64	4.026	3.674	288	64	3.935	3.644	271	20	91	30	17	44
OURENSE	4.147	3.881	203	63	4.099	3.837	199	63	4.004	3.791	193	20	95	46	6	43
PONTEVEDRA	13.303	11.658	1.424	221	13.201	11.579	1.401	221	12.868	11.465	1.359	44	333	114	42	177
ISLAS BALEARES	11.523	10.498	616	409	11.353	10.340	604	409	11.031	10.212	591	228	322	128	43	181
ISLAS CANARIAS	35.402	29.058	4.651	1.693	35.087	28.806	4.588	1.693	34.612	28.607	4.470	1.535	475	199	118	158
LAS PALMAS	19.058	15.601	2.585	872	18.889	15.474	2.543	872	18.604	15.350	2.474	780	285	124	69	92
SANTA CRUZ TENERIFE	16.344	13.457	2.066	821	16.198	13.332	2.045	821	16.008	13.257	1.996	755	190	75	49	66
LA RIOJA	2.113	1.787	308	18	2.080	1.760	302	18	2.009	1.724	280	5	71	36	22	13
MELILLA	1.405	572	811	22	1.384	560	802	22	1.354	559	779	16	30	1	23	6
NAVARRA	7.193	6.521	594	78	7.087	6.425	584	78	6.915	6.318	559	38	172	107	25	40
PAÍS VASCO	23.995	18.214	2.934	2.847	23.795	18.082	2.867	2.846	20.290	17.210	2.766	314	3.505	872	101	2.532
ÁLAVA	3.387	2.536	509	342	3.345	2.504	488	341	2.891	2.378	488	25	454	126	12	316
GIPUZKOA	13.029	9.708	1.779	1.542	12.923	9.645	1.736	1.542	11.054	9.197	1.661	196	1.869	448	75	1.346
BIZKAIA	7.579	5.970	646	963	7.527	5.933	631	963	6.345	5.635	617	93	1.182	141	14	870
PRINCIPADO DE ASTURIAS	11.384	9.321	1.967	96	11.225	9.182	1.948	95	11.003	9.071	1.893	39	222	111	55	56
REGIÓN DE MURCIA	23.859	20.202	3.337	320	23.558	19.947	3.293	318	22.953	19.602	3.192	159	605	345	101	159
TOTAL ESPAÑA	579.751	466.191	96.870	16.690	572.442	460.316	95.556	16.570	551.334	452.197	91.885	7.252	21.108	8.119	3.671	9.318

Datos del Sistema Nacional de Garantía Juvenil

Modelo estadístico acordado en la Comisión Delegada de Seguimiento y Evaluación del Sistema Nacional de Garantía Juvenil

SISTEMA NACIONAL DE GARANTÍA JUVENIL

Datos a 31 de marzo de 2018



ESTADOS (MUJERES POR CC.AA, PROVINCIAS Y TIPO DE EXPEDIENTE)

	Solicitudes				Expedientes resueltos				Inscripciones				Denegaciones			
	TOTAL	Contraseña	Certificado	En Papel	TOTAL	Contraseña	Certificado	En Papel	TOTAL	Contraseña	Certificado	En Papel	TOTAL	Contraseña	Certificado	En Papel
ANDALUCÍA	150.238	101.894	47.784	560	149.154	101.173	47.425	556	145.301	99.117	45.828	356	3.853	2.056	1.597	200
ALMERÍA	9.921	6.122	3.775	24	9.736	6.018	3.694	24	9.414	5.872	3.528	14	322	146	166	10
CADIZ	24.595	18.086	6.439	70	24.461	17.981	6.412	68	24.012	17.745	6.233	34	449	236	179	34
CÓRDOBA	17.417	10.664	6.700	53	17.338	10.611	6.674	53	16.988	10.451	6.506	31	350	160	168	22
GRANADA	17.683	10.656	6.984	43	17.545	10.584	6.918	43	17.053	10.346	6.689	18	492	238	229	25
HUELVA	9.177	3.956	5.183	38	9.124	3.940	5.146	38	8.870	3.852	4.988	30	254	88	158	8
JAÉN	14.806	9.398	5.355	53	14.755	9.362	5.340	53	14.271	9.118	5.117	36	484	244	223	17
MÁLAGA	21.596	17.031	4.466	99	21.340	16.828	4.414	98	20.751	16.429	4.253	69	589	399	161	29
SEVILLA	35.043	25.981	8.882	180	34.855	25.849	8.827	179	33.942	25.304	8.514	124	913	545	313	55
ARAGÓN	15.679	13.615	918	1.146	15.488	13.438	904	1.146	14.172	13.274	878	20	1.316	164	26	1.126
HUESCA	2.251	1.802	256	193	2.229	1.783	253	193	2.013	1.766	246	1	216	17	7	192
TERUEL	1.680	1.293	239	148	1.671	1.288	235	148	1.504	1.272	230	2	167	16	5	146
ZARAGOZA	11.748	10.520	423	805	11.588	10.367	416	805	10.655	10.236	402	17	933	131	14	788
CANTABRIA	5.390	5.015	313	62	5.338	4.969	307	62	5.233	4.934	291	8	105	35	16	54
CASTILLA LA MANCHA	25.273	21.482	3.183	608	25.073	21.322	3.145	606	24.453	20.946	3.037	470	620	376	108	136
ALBACETE	4.722	4.166	456	100	4.684	4.135	450	99	4.564	4.051	427	86	120	84	23	13
CIUDAD REAL	7.894	6.661	1.074	159	7.845	6.627	1.059	159	7.662	6.513	1.017	132	183	114	42	27
CUENCA	1.990	1.621	318	51	1.966	1.602	313	51	1.899	1.558	303	38	67	44	10	35
GUADALAJARA	2.550	2.180	276	94	2.519	2.152	273	94	2.444	2.117	268	59	75	35	5	13
TOLEDO	8.117	6.854	1.059	204	8.059	6.806	1.050	203	7.884	6.707	1.022	155	175	99	28	48
CASTILLA Y LEÓN	27.954	23.069	3.716	1.169	27.719	22.894	3.657	1.168	26.915	22.593	3.511	811	804	301	146	357
ÁVILA	1.467	1.184	214	69	1.456	1.175	212	69	1.411	1.158	199	54	45	17	13	15
BURGOS	4.249	3.582	575	92	4.207	3.555	560	92	4.098	3.502	541	55	109	53	19	37
LEÓN	4.893	3.995	677	221	4.848	3.963	664	221	4.688	3.907	626	155	160	56	38	66
PALENCIA	2.394	1.921	338	135	2.374	1.904	335	135	2.323	1.889	323	111	51	15	12	24
SALAMANCA	4.459	3.660	616	183	4.428	3.636	610	182	4.322	3.603	598	138	106	33	29	44
SEGOVIA	1.489	1.338	104	47	1.470	1.325	98	47	1.434	1.311	95	28	36	14	3	19
SORIA	969	856	100	13	957	846	98	13	936	833	94	9	21	13	4	4
VALLADOLID	6.070	4.916	828	326	6.025	4.882	817	326	5.819	4.808	794	217	206	74	23	109
ZAMORA	1.964	1.617	264	83	1.954	1.608	263	83	1.884	1.582	258	44	70	26	5	39
CATALUÑA	53.896	47.902	5.357	637	52.720	46.848	5.237	635	51.295	45.795	5.042	458	1.425	1.053	195	177
BARCELONA	36.119	32.285	3.392	442	35.354	31.611	3.302	441	34.429	30.937	3.172	320	925	674	130	121
GIRONA	6.674	6.178	413	83	6.497	6.007	408	82	6.311	5.866	386	59	186	141	22	23
LLEIDA	3.535	2.874	632	29	3.459	2.799	631	29	3.375	2.740	618	17	84	59	13	12
TARRAGONA	7.568	6.565	920	83	7.410	6.431	896	83	7.180	6.252	866	62	230	179	30	21
CEUTA	1.205	996	207	2	1.200	991	207	2	1.167	971	194	2	33	20	13	0
COMUNIDAD DE MADRID	83.519	74.408	4.394	4.717	81.880	73.006	4.241	4.633	77.238	72.066	4.012	1.160	4.642	940	229	3.473
COMUNIDAD VALENCIANA	40.898	34.538	6.020	340	40.364	34.109	5.915	340	39.486	33.618	5.717	151	878	491	198	189
ALICANTE	14.514	12.582	1.842	90	14.325	12.424	1.811	90	14.057	12.269	1.756	32	268	155	55	58
CASTELLÓN	4.920	4.093	753	52	4.833	4.022	759	52	4.728	3.968	730	30	105	54	29	22
VALENCIA	21.464	17.863	3.403	198	21.206	17.663	3.345	198	20.701	17.381	3.231	89	505	282	114	109
EXTREMADURA	18.804	16.152	2.448	204	18.700	16.070	2.428	202	18.304	15.852	2.368	84	396	218	60	118
BADAJOS	12.471	10.346	1.990	135	12.419	10.309	1.977	133	12.153	10.161	1.931	61	266	148	46	72
CÁCERES	6.333	5.806	458	69	6.281	5.761	451	69	6.151	5.691	437	23	180	70	14	46
GALICIA	36.110	32.607	2.787	716	35.747	32.296	2.735	716	34.661	31.892	2.646	123	1.086	404	89	593
A CORUÑA	13.902	12.774	858	270	13.753	12.649	834	270	13.350	12.490	805	55	403	159	29	215
LUGO	4.249	3.859	308	82	4.209	3.820	307	82	4.090	3.770	301	19	119	50	6	63
OURENSE	4.129	3.848	196	85	4.095	3.816	194	85	3.968	3.769	185	14	127	47	9	71
PONTEVEDRA	13.830	12.126	1.425	279	13.690	12.011	1.400	279	13.253	11.863	1.355	35	437	148	45	244
ISLAS BALEARES	11.441	10.529	512	400	11.285	10.385	501	399	10.932	10.228	491	213	353	157	10	186
ISLAS CANARIAS	36.033	29.716	4.582	1.735	35.665	29.402	4.528	1.735	35.087	29.156	4.417	1.514	578	246	111	221
LAS PALMAS	19.423	15.976	2.550	897	19.231	15.811	2.523	897	18.868	15.641	2.452	775	363	170	71	122
SANTA CRUZ TENERIFE	16.610	13.740	2.032	838	16.434	13.591	2.005	838	16.219	13.515	1.965	739	215	76	40	99
LA RIOJA	1.989	1.737	237	15	1.958	1.711	232	15	1.900	1.675	221	4	58	36	11	11
MELILLA	1.634	737	863	34	1.612	728	850	34	1.584	728	829	27	28	0	20	7
NAVARRA	6.274	5.731	461	82	6.172	5.640	450	82	6.018	5.555	423	40	154	85	27	42
PAÍS VASCO	24.835	18.515	2.399	3.921	24.688	18.414	2.356	3.918	19.892	17.332	2.264	296	4.796	1.082	92	3.622
ÁLAVA	3.781	2.757	438	586	3.762	2.744	432	586	2.997	2.544	418	35	765	200	14	551
GIPUZKOA	12.897	9.549	1.359	1.989	12.811	9.492	1.332	1.987	10.429	8.991	1.268	170	2.382	501	64	1.817
BIZKAIA	8.157	6.209	602	1.346	8.115	6.178	592	1.345	6.466	5.797	578	91	1.649	381	14	1.254
PRINCIPADO DE ASTURIAS	10.085	8.498	1.514	73	9.946	8.375	1.498	73	9.727	8.270	1.436	21	219	105	62	52
REGIÓN DE MURCIA	22.496	19.360	2.861	275	22.247	19.147	2.825	275	21.741	18.864	2.752	125	506	283	73	150
TOTAL ESPAÑA	573.753	466.501	90.556	16.696	566.956	460.918	89.441	16.597	545.106	452.866	86.357	5.883	21.850	8.052	3.084	10.714

Datos del Sistema Nacional de Garantía Juvenil
Modelo estadístico acordado en la Comisión Delegada de Seguimiento y Evaluación del Sistema Nacional de Garantía Juvenil