



GOBIERNO
DE ESPAÑA

MINISTERIO
DE EMPLEO
Y SEGURIDAD SOCIAL



UNIÓN EUROPEA
Fondo Social Europeo
El FSE invierte en tu futuro

Sistema Nacional de Garantía Juvenil

Fichero de Inscripción



Datos a 31 DE MAYO DE 2018



SISTEMA NACIONAL DE GARANTÍA JUVENIL

Datos a 31 de mayo de 2018




Proceso de Inscripción (TABLA GENERAL)

	ESPAÑA		
	Total	Hombres	Mujeres
Solicitudes	1.215.983	611.191	604.792
Con usuario y contraseña	989.545	494.616	494.929
Certificado electrónico	191.899	99.117	92.782
En Papel completas y correctas	34.539	17.458	17.081
Expedientes resueltos	1.200.172	603.011	597.161
Con usuario y contraseña	976.548	487.944	488.604
Certificado electrónico	189.159	97.656	91.503
En Papel	34.465	17.411	17.054
% de expedientes resueltos	99%	99%	99%
Inscripciones (resoluciones positivas)	1.154.691	580.762	573.929
Con usuario y contraseña	957.595	478.605	478.990
Certificado electrónico	182.321	93.964	88.357
En Papel	14.775	8.193	6.582
Denegaciones (resoluciones negativas)	45.481	22.249	23.232
Con usuario y contraseña	18.953	9.339	9.614
Certificado electrónico	6.838	3.692	3.146
En Papel	19.690	9.218	10.472
Servicio 060 Garantía Juvenil (Acumulado 2018)	16.653	---	---
Llamadas atendidas - opción jóvenes	14.862	---	---
Llamadas atendidas - opción empleadores	1.791	---	---
Correos atendidos	0	---	---

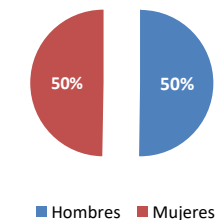
Datos del Sistema Nacional de Garantía Juvenil

Modelo estadístico acordado en la Comisión Delegada de Seguimiento y Evaluación del Sistema Nacional de Garantía Juvenil

Por Tipo de Expediente



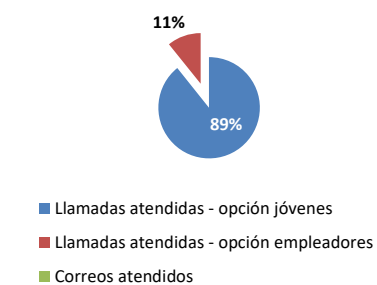
Por Sexo



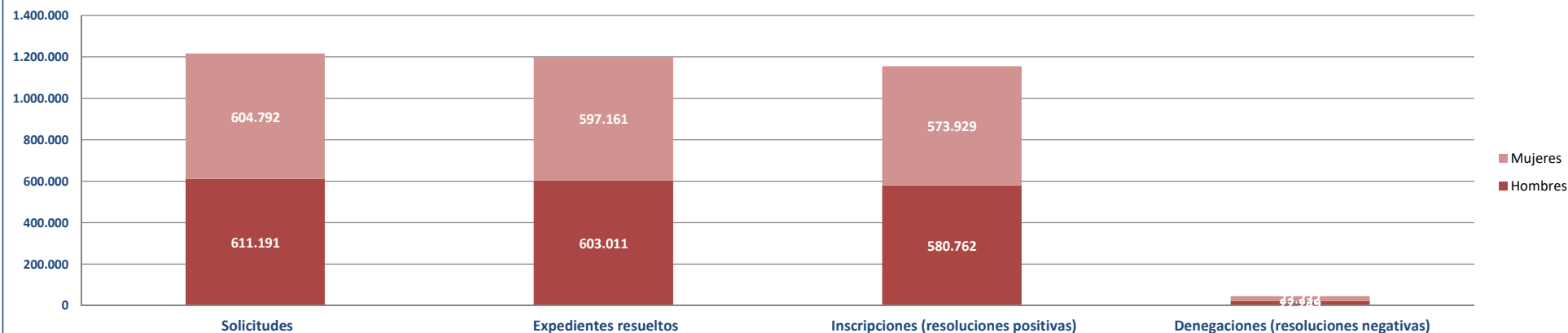
Por Tipo de resolución



Teléfono de Información



Registro del Sistema



SISTEMA NACIONAL DE GARANTÍA JUVENIL

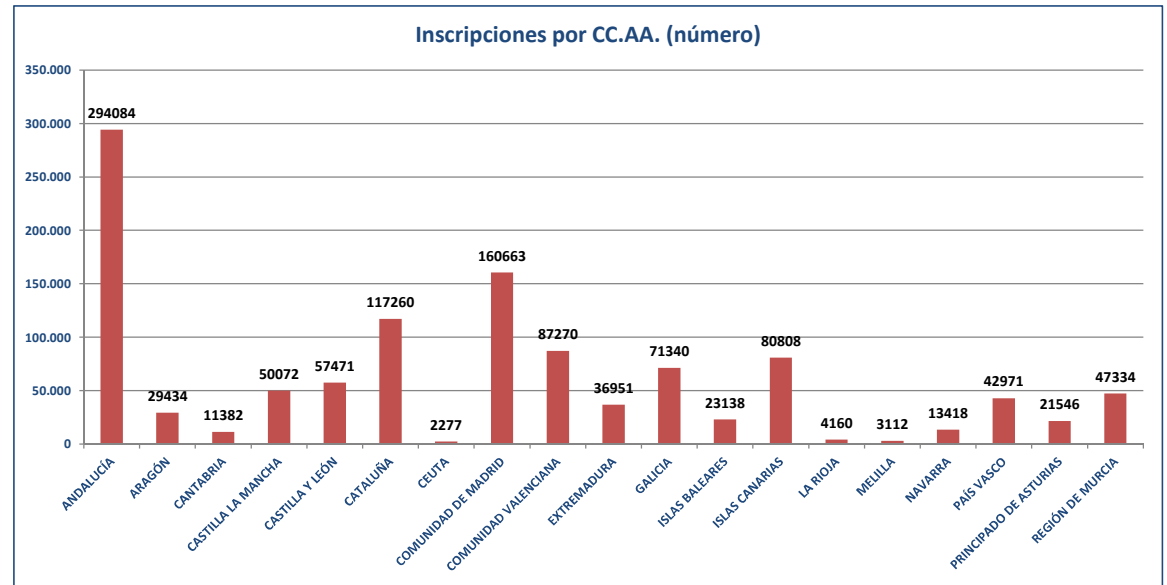
Datos a 31 de mayo de 2018



INSCRIPCIONES

(Datos por CC.AA.)

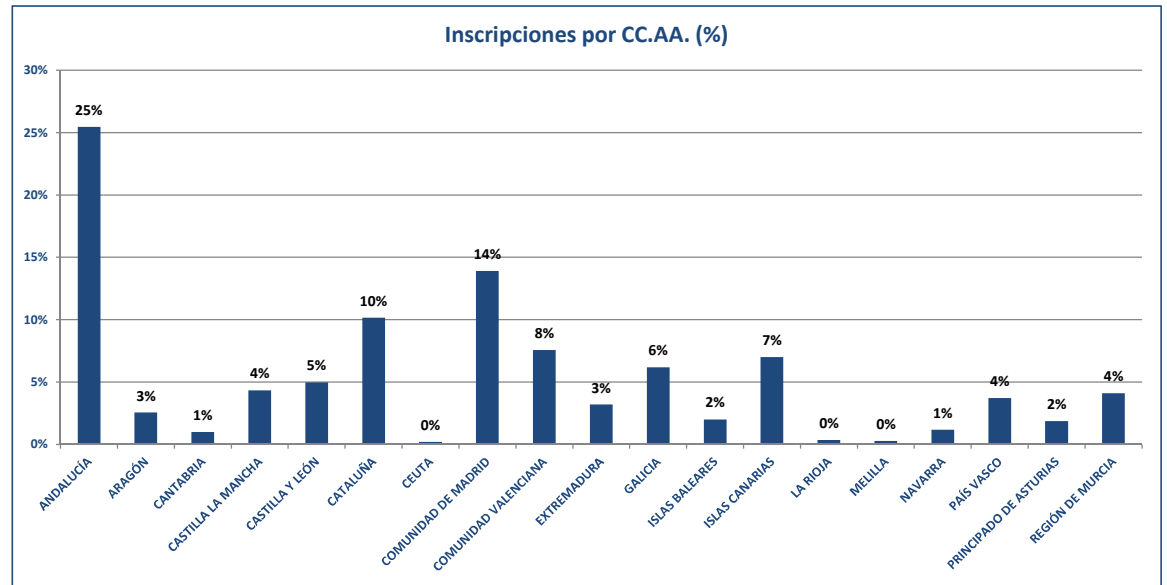
	Total		Hombres		Mujeres	
	Número	%/total	Número	%/total	Número	%/total
ANDALUCÍA	294.084	25%	143.061	24,6%	151.023	26,3%
ARAGÓN	29.434	3%	14.945	2,6%	14.489	2,5%
CANTABRIA	11.382	1%	5.897	1,0%	5.485	1,0%
CASTILLA LA MANCHA	50.072	4%	24.485	4,2%	25.587	4,5%
CASTILLA Y LEÓN	57.471	5%	29.406	5,1%	28.065	4,9%
CATALUÑA	117.260	10%	64.249	11,1%	53.011	9,2%
CEUTA	2.277	0%	1.080	0,2%	1.197	0,2%
COMUNIDAD DE MADRID	160.663	14%	80.024	13,8%	80.639	14,1%
COMUNIDAD VALENCIANA	87.270	8%	44.763	7,7%	42.507	7,4%
EXTREMADURA	36.951	3%	18.032	3,1%	18.919	3,3%
GALICIA	71.340	6%	35.057	6,0%	36.283	6,3%
ISLAS BALEARES	23.138	2%	11.638	2,0%	11.500	2,0%
ISLAS CANARIAS	80.808	7%	39.898	6,9%	40.910	7,1%
LA RIOJA	4.160	0%	2.150	0,4%	2.010	0,4%
MELILLA	3.112	0%	1.419	0,2%	1.693	0,3%
NAVARRA	13.418	1%	7.193	1,2%	6.225	1,1%
PAÍS VASCO	42.971	4%	21.734	3,7%	21.237	3,7%
PRINCIPADO DE ASTURIAS	21.546	2%	11.410	2,0%	10.136	1,8%
REGIÓN DE MURCIA	47.334	4%	24.321	4,2%	23.013	4,0%
TOTAL ESPAÑA	1.154.691	100%	580.762	100%	573.929	100%



DENEGACIONES

(Datos por CC.AA.)

	Total		Hombres		Mujeres	
	Número	%/total	Número	%/total	Número	%/total
ANDALUCÍA	8.139	18%	4.236	19,0%	3.903	16,8%
ARAGÓN	2.525	6%	1.200	5,4%	1.325	5,7%
CANTABRIA	251	1%	135	0,6%	116	0,5%
CASTILLA LA MANCHA	1.325	3%	680	3,1%	645	2,8%
CASTILLA Y LEÓN	1.709	4%	863	3,9%	846	3,6%
CATALUÑA	3.284	7%	1.817	8,2%	1.467	6,3%
CEUTA	59	0%	25	0,1%	34	0,1%
COMUNIDAD DE MADRID	9.567	21%	4.742	21,3%	4.825	20,8%
COMUNIDAD VALENCIANA	1.962	4%	1.017	4,6%	945	4,1%
EXTREMADURA	943	2%	539	2,4%	404	1,7%
GALICIA	2.040	4%	885	4,0%	1.155	5,0%
ISLAS BALEARES	701	2%	331	1,5%	370	1,6%
ISLAS CANARIAS	1.775	4%	766	3,4%	1.009	4,3%
LA RIOJA	137	0%	74	0,3%	63	0,3%
MELILLA	60	0%	32	0,1%	28	0,1%
NAVARRA	332	1%	176	0,8%	156	0,7%
PAÍS VASCO	9.051	20%	3.866	17,4%	5.185	22,3%
PRINCIPADO DE ASTURIAS	459	1%	233	1,0%	226	1,0%
REGIÓN DE MURCIA	1.162	3%	632	2,8%	530	2,3%
TOTAL ESPAÑA	45.481	100%	22.249	100%	23.232	100%



Datos del Sistema Nacional de Garantía Juvenil

Modelo estadístico acordado en la Comisión Delegada de Seguimiento y Evaluación del Sistema Nacional de Garantía Juvenil

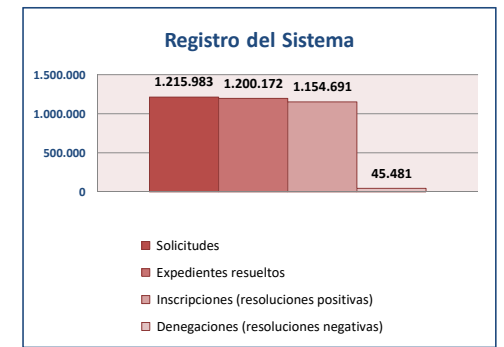
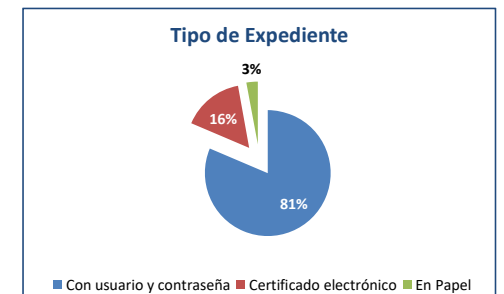
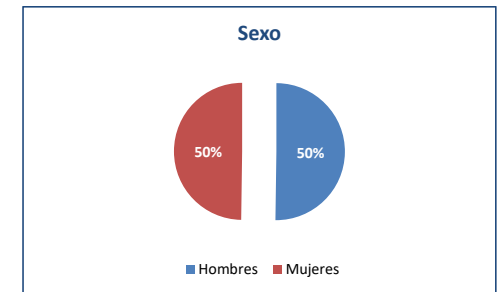
SISTEMA NACIONAL DE GARANTÍA JUVENIL

Datos a 31 de mayo de 2018



ESTADOS (TOTAL POR CC.AA, PROVINCIAS Y SEXO)

	Solicitudes			Expedientes resueltos			Inscripciones			Denegaciones		
	TOTAL	Hombres	Mujeres	TOTAL	Hombres	Mujeres	TOTAL	Hombres	Mujeres	TOTAL	Hombres	Mujeres
ANDALUCÍA	304.757	148.573	156.184	302.223	147.297	154.926	294.084	143.061	151.023	8.139	4.236	3.903
ALMERÍA	20.225	9.854	10.371	19.823	9.651	10.172	19.196	9.357	9.839	627	294	333
CADIZ	50.327	24.677	25.650	50.022	24.531	25.491	49.120	24.077	25.043	902	454	448
CORDOBA	34.443	16.487	17.956	34.274	16.407	17.867	33.465	15.958	17.507	809	449	360
GRANADA	36.133	17.662	18.471	35.805	17.494	18.311	34.779	16.964	17.815	1.026	530	496
HUELVA	18.692	9.279	9.413	18.569	9.219	9.350	18.012	8.922	9.090	557	297	260
JAÉN	29.186	13.834	15.352	29.018	13.741	15.277	27.959	13.172	14.787	1.059	569	490
MÁLAGA	45.307	22.538	22.769	44.721	22.256	22.465	43.465	21.600	21.865	1.256	656	600
SEVILLA	70.444	34.242	36.202	69.992	33.998	35.994	68.089	33.011	35.078	1.903	987	916
ARAGÓN	32.457	16.426	16.031	31.959	16.145	15.814	29.434	14.945	14.489	2.525	1.200	1.325
HUESCA	4.738	2.417	2.321	4.672	2.379	2.293	4.306	2.229	2.077	366	150	216
TERUEL	3.428	1.698	1.730	3.394	1.678	1.716	3.134	1.585	1.549	260	93	167
ZARAGOZA	24.291	12.311	11.980	23.893	12.088	11.805	21.994	11.131	10.863	1.899	957	942
CANTABRIA	11.765	6.116	5.649	11.633	6.032	5.601	11.382	5.897	5.485	251	135	116
CASTILLA LA MANCHA	51.846	25.377	26.469	51.397	25.165	26.232	50.072	24.485	25.587	1.325	680	645
ALBACETE	9.816	4.815	5.001	9.745	4.787	4.958	9.487	4.656	4.831	258	131	127
CIUDAD REAL	15.512	7.277	8.235	15.399	7.233	8.166	15.011	7.034	7.977	388	199	189
CUENCA	4.134	2.048	2.086	4.082	2.024	2.058	3.957	1.971	1.986	125	53	72
GUADALAJARA	5.274	2.579	2.695	5.218	2.554	2.664	5.043	2.456	2.587	175	98	77
TOLEDO	17.110	8.658	8.452	16.953	8.567	8.386	16.574	8.368	8.206	379	199	180
CASTILLA Y LEÓN	59.795	30.584	29.211	59.180	30.269	28.911	57.471	29.406	28.065	1.709	863	846
ÁVILA	3.057	1.537	1.520	3.021	1.516	1.505	2.914	1.457	1.457	107	59	48
BURGOS	8.846	4.407	4.439	8.724	4.344	4.380	8.493	4.223	4.270	231	121	110
LEÓN	10.790	5.702	5.088	10.681	5.646	5.035	10.378	5.509	4.869	303	137	166
PALENCIA	5.100	2.597	2.503	5.060	2.579	2.481	4.949	2.524	2.425	111	55	56
SALAMANCA	9.148	4.472	4.676	9.080	4.445	4.635	8.855	4.334	4.521	225	111	114
SEGOVIA	3.319	1.752	1.567	3.268	1.724	1.544	3.171	1.668	1.503	97	56	41
SORIA	2.155	1.148	1.007	2.113	1.121	992	2.068	1.098	970	45	23	22
VALLADOLID	13.200	6.830	6.370	13.077	6.767	6.310	12.620	6.527	6.093	457	240	217
ZAMORA	4.180	2.139	2.041	4.156	2.127	2.029	4.023	2.066	1.957	133	61	72
CATALUÑA	123.443	67.733	55.710	120.544	66.066	54.478	117.260	64.249	53.011	3.284	1.817	1.467
BARCELONA	83.677	46.335	37.342	81.811	45.270	36.541	79.601	44.012	35.589	2.210	1.258	952
GIROÑA	15.117	8.209	6.908	14.677	7.948	6.729	14.273	7.737	6.536	404	211	193
LLEIDA	7.857	4.238	3.619	7.655	4.115	3.540	7.441	3.989	3.452	214	126	88
TARRAGONA	16.792	8.951	7.841	16.402	8.733	7.669	15.946	8.511	7.435	456	222	234
CEUTA	2.351	1.114	1.237	2.336	1.105	1.231	2.277	1.080	1.197	59	25	34
COMUNIDAD DE MADRID	173.597	86.410	87.187	170.230	84.766	85.464	160.663	80.024	80.639	9.567	4.742	4.825
COMUNIDAD VALENCIANA	90.660	46.518	44.142	89.232	45.780	43.452	87.270	44.763	42.507	1.962	1.017	945
ALICANTE	32.730	17.015	15.715	32.158	16.706	15.452	31.558	16.384	15.174	600	322	278
CASTELLÓN	10.988	5.654	5.334	10.788	5.547	5.241	10.513	5.391	5.122	275	156	119
VALENCIA	46.942	23.849	23.093	46.288	23.528	22.760	45.201	22.989	22.212	1.087	539	548
EXTREMADURA	38.139	18.683	19.456	37.894	18.571	19.323	36.951	18.032	18.919	943	539	404
BADAJOS	24.939	12.044	12.895	24.815	11.989	12.826	24.177	11.624	12.553	638	365	273
CÁCERES	13.200	6.639	6.561	13.080	6.583	6.497	12.775	6.409	6.366	305	174	131
GALICIA	74.157	36.303	37.854	73.380	35.942	37.438	71.340	35.057	36.283	2.040	885	1.155
A CORUÑA	28.327	13.748	14.579	28.013	13.598	14.415	27.254	13.265	13.989	759	333	426
LUGO	8.695	4.257	4.438	8.607	4.215	4.392	8.381	4.117	4.264	226	98	128
OURENSE	8.608	4.318	4.290	8.509	4.265	4.244	8.284	4.165	4.119	225	100	125
PONTEVEDRA	28.527	13.980	14.547	28.252	13.865	14.387	27.422	13.511	13.911	830	354	476
ISLAS BALEARES	24.207	12.163	12.044	23.839	11.969	11.870	23.138	11.638	11.500	701	331	370
ISLAS CANARIAS	83.211	40.951	42.260	82.583	40.664	41.919	80.808	39.898	40.910	1.775	766	1.009
LAS PALMAS	45.082	22.160	22.922	44.743	21.995	22.748	43.697	21.544	22.153	1.046	451	595
SANTA CRUZ TENERIFE	38.129	18.791	19.338	37.840	18.669	19.171	37.111	18.354	18.757	729	315	414
LA RIOJA	4.366	2.260	2.106	4.297	2.224	2.073	4.160	2.150	2.010	137	74	63
MELILLA	3.232	1.480	1.752	3.172	1.451	1.721	3.112	1.419	1.693	60	32	28
NAVARRA	13.982	7.487	6.495	13.750	7.369	6.381	13.418	7.193	6.225	332	176	156
PAÍS VASCO	52.523	25.883	26.640	52.022	25.600	26.422	42.971	21.734	21.237	9.051	3.866	5.185
ÁLAVA	7.805	3.717	4.088	7.701	3.652	4.049	6.368	3.150	3.218	1.333	502	831
GIPUZKOA	27.771	13.956	13.815	27.521	13.816	13.705	22.914	11.778	11.136	4.607	2.038	2.569
BIZKAIA	16.947	8.210	8.737	16.801	8.132	8.669	13.689	6.806	6.883	3.112	1.326	1.786
PRINCIPADO DE ASTURIAS	22.321	11.811	10.510	22.005	11.643	10.362	21.546	11.410	10.136	459	233	226
REGIÓN DE MURCIA	49.174	25.319	23.855	48.496	24.953	23.543	47.334	24.321	23.013	1.162	632	530
TOTAL ESPAÑA	1.215.983	611.191	604.792	1.200.172	603.011	597.161	1.154.691	580.762	573.929	45.481	22.249	23.232



SISTEMA NACIONAL DE GARANTÍA JUVENIL

Datos a 31 de mayo de 2018



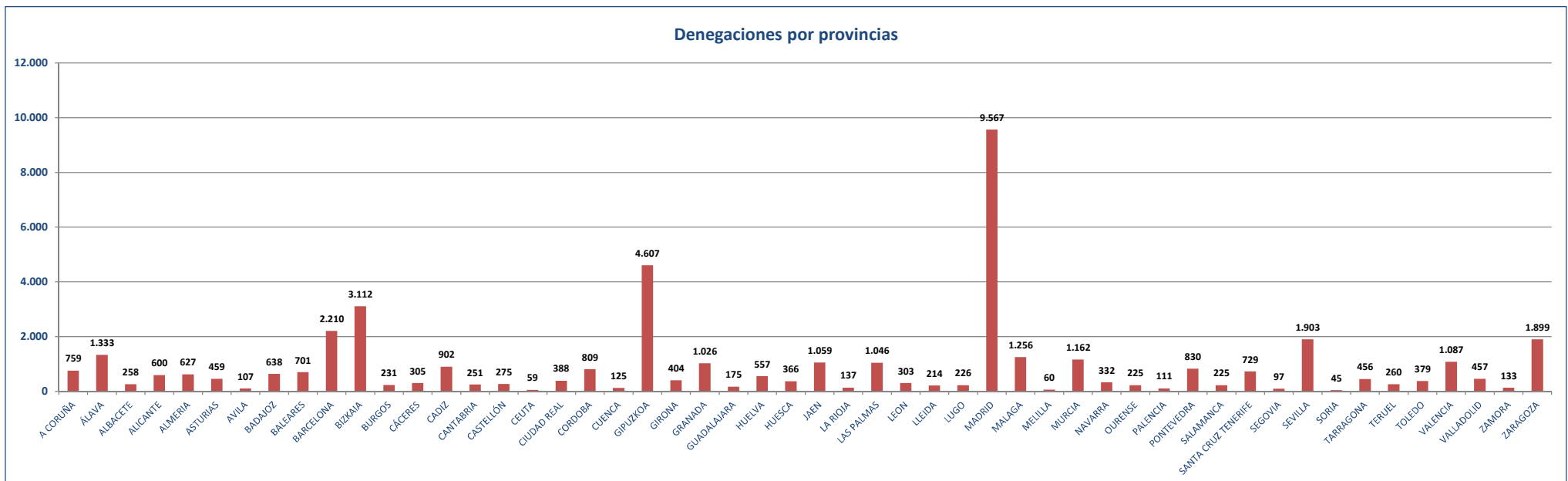
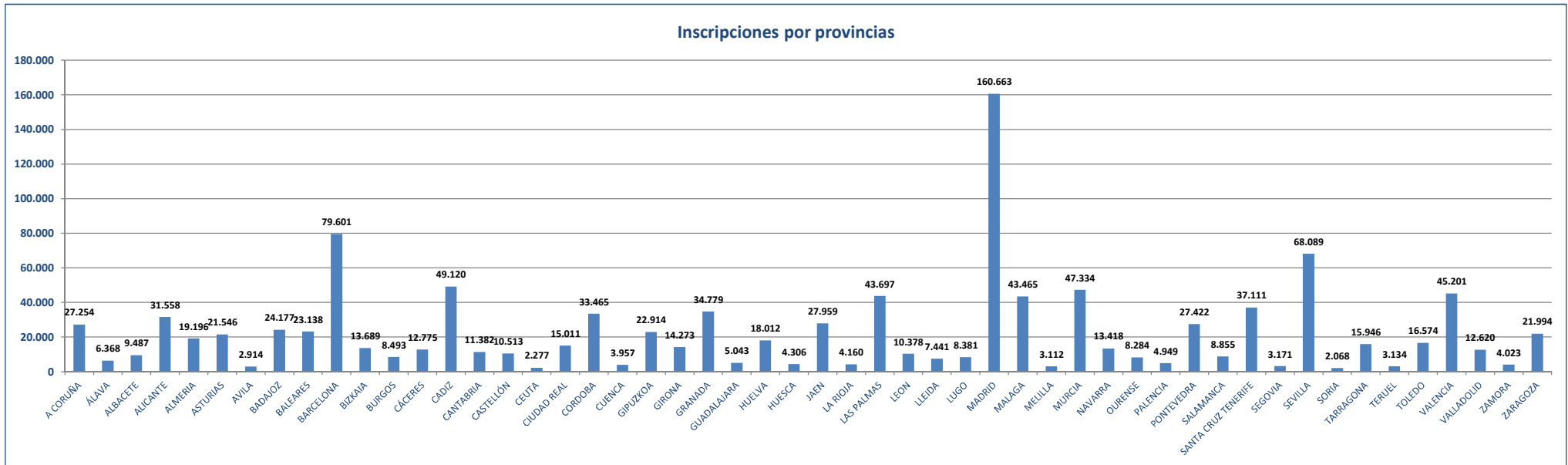
ESTADOS (TOTAL POR CC.AA, PROVINCIAS Y TIPO DE EXPEDIENTE)

	Solicitudes				Expedientes resueltos				Inscripciones				Denegaciones			
	TOTAL	Contraseña	Certificado	En Papel	TOTAL	Contraseña	Certificado	En Papel	TOTAL	Contraseña	Certificado	En Papel	TOTAL	Contraseña	Certificado	En Papel
ANDALUCÍA	304.757	205.582	97.845	1.330	302.223	203.906	96.999	1.318	294.084	199.651	93.464	969	8.139	4.255	3.535	349
ALMERÍA	20.225	12.183	7.990	52	19.823	11.953	7.818	52	19.196	11.667	7.491	38	627	286	327	14
CADIZ	50.327	37.042	13.108	177	50.022	36.812	13.039	171	49.120	36.325	12.679	116	902	487	360	55
CÓRDOBA	34.443	21.171	13.165	107	34.274	21.059	13.108	107	33.465	20.705	12.696	64	809	354	412	43
GRANADA	36.133	21.553	14.501	79	35.805	21.381	14.345	79	34.779	20.909	13.832	38	1.026	472	513	41
HUELVA	18.692	7.997	10.602	93	18.569	7.949	10.528	92	18.012	7.769	10.168	75	557	180	360	17
JAÉN	29.186	18.409	10.661	116	29.018	18.288	10.614	116	27.959	17.750	10.127	82	1.059	538	487	34
MÁLAGA	45.307	35.340	9.678	289	44.721	34.910	9.521	289	43.465	34.091	9.135	239	1.256	819	387	50
SEVILLA	70.444	51.887	18.140	417	69.992	51.555	18.025	412	68.089	50.436	17.336	317	1.903	1.119	689	95
ARAGÓN	32.457	28.160	2.115	2.182	31.959	27.725	2.052	2.182	29.434	27.357	1.996	81	2.525	368	56	2.101
HUESCA	4.738	3.801	624	313	4.672	3.755	604	313	4.306	3.708	588	10	366	47	161	303
TERUEL	3.428	2.646	549	233	3.394	2.631	530	233	3.134	2.604	519	11	260	27	111	222
ZARAGOZA	24.291	21.713	942	1.636	23.893	21.339	918	1.636	21.994	21.045	889	60	1.899	294	29	1.576
CANTABRIA	11.765	10.995	641	129	11.633	10.877	627	129	11.382	10.769	598	15	251	108	29	114
CASTILLA LA MANCHA	51.846	43.737	6.718	1.391	51.397	43.390	6.620	1.387	50.072	42.622	6.376	1.074	1.325	768	244	313
ALBACETE	9.816	8.620	977	219	9.745	8.558	968	219	9.487	8.386	919	182	258	172	49	37
CIUDAD REAL	15.512	12.999	2.174	339	15.399	12.921	2.140	338	15.011	12.698	2.046	267	388	223	94	71
CUENCA	4.134	3.293	728	113	4.082	3.260	709	113	3.957	3.188	681	88	125	72	28	25
GUADALAJARA	5.274	4.504	534	236	5.218	4.455	527	236	5.043	4.374	516	153	175	81	111	83
TOLEDO	17.110	14.321	2.305	484	16.953	14.196	2.276	481	16.574	13.976	2.214	384	379	220	62	97
CASTILLA Y LEÓN	59.795	49.352	8.129	2.314	59.180	48.892	7.977	2.311	57.471	48.154	7.671	1.646	1.709	738	306	665
ÁVILA	3.057	2.438	470	149	3.021	2.413	461	147	2.914	2.366	441	107	107	47	20	40
BURGOS	8.846	7.487	1.155	204	8.724	7.402	1.118	204	8.493	7.289	1.081	123	231	113	37	81
LEÓN	10.790	8.895	1.484	411	10.681	8.816	1.454	411	10.378	8.692	1.391	295	303	124	63	116
PALENCIA	5.100	4.073	750	277	5.060	4.043	740	277	4.949	3.998	717	234	111	45	23	43
SALAMANCA	9.148	7.507	1.231	357	9.080	7.507	1.217	356	8.855	7.424	1.157	274	225	83	60	83
SEGOVIA	3.319	2.991	227	101	3.268	2.950	217	101	3.171	2.903	205	63	97	47	12	38
SORIA	2.155	1.908	219	28	2.113	1.871	214	28	2.068	1.840	207	21	45	7	7	7
VALLADOLID	13.200	10.535	2.034	631	13.077	10.444	2.002	631	12.620	10.250	1.938	432	457	194	64	199
ZAMORA	4.180	3.465	559	156	4.156	3.446	554	156	4.023	3.397	534	97	133	54	20	59
CATALUNYA	123.443	108.815	12.737	1.891	120.544	106.208	12.452	1.884	117.260	103.824	11.970	1.466	3.284	2.384	482	418
BARCELONA	83.677	74.010	8.374	1.296	81.811	72.340	8.178	1.293	79.601	70.744	7.849	1.008	2.210	1.596	329	285
GIRONA	15.117	13.838	1.050	229	14.677	13.426	1.025	226	14.273	13.125	985	163	404	301	40	63
LLEIDA	7.857	6.343	1.388	126	7.655	6.151	1.379	125	7.441	6.008	1.334	99	214	143	45	26
TARRAGONA	16.792	14.624	1.928	240	16.402	14.292	1.870	240	15.946	13.948	1.802	196	456	344	61	44
CEUTA	2.351	1.911	433	7	2.336	1.898	481	7	2.277	1.858	414	5	59	40	17	2
COMUNIDAD DE MADRID	173.597	152.856	9.493	11.248	170.230	149.900	9.123	11.207	160.663	147.941	8.635	4.087	9.567	1.959	488	7.120
COMUNIDAD VALENCIANA	90.660	76.331	13.599	730	89.232	75.174	13.328	730	87.270	74.072	12.832	366	1.962	1.102	496	364
ALICANTE	32.730	28.318	4.244	168	32.158	27.826	4.164	168	31.558	27.465	4.023	70	600	361	141	98
CASTELLÓN	10.988	9.067	1.792	129	10.788	8.907	1.752	129	10.513	8.772	1.664	72	275	130	88	57
VALENCIA	46.942	38.946	7.563	433	46.288	38.443	7.412	433	45.201	37.832	7.145	224	1.087	611	267	209
EXTREMADURA	38.139	32.478	5.162	499	37.894	32.271	5.124	499	36.951	31.725	4.994	232	943	546	130	267
BADAJOS	24.939	20.392	4.198	349	24.815	20.289	4.177	349	24.177	19.915	4.078	184	638	374	99	165
CÁCERES	13.200	12.086	964	150	13.080	11.982	948	150	12.775	11.810	917	48	305	172	31	102
GALICIA	74.157	67.265	5.634	1.258	73.380	66.606	5.516	1.258	71.340	65.745	5.340	255	2.040	861	176	1.003
A CORUÑA	28.371	26.142	1.711	474	28.013	25.878	1.661	474	27.254	25.538	1.611	105	759	340	50	369
LUGO	8.695	7.932	618	145	8.607	7.852	610	145	8.381	7.756	587	38	226	96	23	107
OURENSE	8.608	8.044	419	145	8.509	7.955	409	145	8.284	7.856	394	34	225	99	15	111
PONTEVEDRA	28.527	25.147	2.886	494	28.252	24.922	2.836	494	27.422	24.596	2.748	78	830	326	88	416
ISLAS BALEARES	24.207	22.248	1.154	805	23.839	21.906	1.129	804	23.138	21.590	1.106	442	701	316	23	362
ISLAS CANARIAS	83.211	70.417	9.417	3.377	82.583	69.911	9.295	3.377	80.808	68.706	9.063	3.039	1.775	1.205	232	338
LAS PALMAS	45.082	38.113	5.236	1.733	44.743	37.845	5.165	1.733	43.697	37.122	5.028	1.547	1.046	723	137	186
SANTA CRUZ TENERIFE	38.129	32.304	4.181	1.644	37.840	32.066	4.130	1.644	37.111	31.584	4.035	1.492	729	482	95	152
LA RIOJA	4.366	3.776	557	33	4.297	3.720	544	33	4.160	3.638	513	9	137	82	31	24
MELILLA	3.232	1.347	1.831	54	3.172	1.324	1.794	54	3.112	1.322	1.747	43	60	2	47	11
NAVARRA	13.982	12.749	1.072	161	13.750	12.537	1.052	161	13.418	12.338	1.001	79	332	199	51	82
PAÍS VASCO	52.523	40.660	5.490	6.373	52.022	40.296	5.356	6.370	42.971	37.202	5.153	616	9.051	3.094	203	5.754
ÁLAVA	7.805	5.959	985	861	7.701	5.879	962	860	6.368	5.376	932	60	1.333	503	30	800
GIPUZKOA	27.771	21.207	3.227	3.337	27.521	21.042	3.143	3.336	22.914	19.546	3.000	368	4.607	1.496	143	2.968
BIZKAIA	16.947	13.494	1.278	2.175	16.801	13.376	1.251	2.174	16.889	12.280	1.221	188	3.112	1.096	30	1.968
PRINCIPADO DE ASTURIAS	22.321	18.620	3.536	165	22.005	18.343	3.498	164	21.546	18.107	3.382	57	459	236	116	107
REGIÓN DE MURCIA	49.174	42.246	6.336	592	48.496	41.664	6.242	590	47.334	40.974	6.066	294	1.162	690	176	296
TOTAL ESPAÑA	1.215.983	989.545	191.899	34.539	1.200.172	976.548	189.159	34.465	1.154.691	957.595	182.321	14.775	45.481	18.953	6.838	19.690

Datos del Sistema Nacional de Garantía Juvenil

Modelo estadístico acordado en la Comisión Delegada de Seguimiento y Evaluación del Sistema Nacional de Garantía Juvenil

INSCRIPCIONES Y DENEGACIONES POR PROVINCIAS



SISTEMA NACIONAL DE GARANTÍA JUVENIL

Datos a 31 de mayo de 2018



ESTADOS (HOMBRES POR CC.AA, PROVINCIAS Y TIPO DE EXPEDIENTE)

	Solicitudes				Expedientes resueltos				Inscripciones				Denegaciones			
	TOTAL	Contraseña	Certificado	En Papel	TOTAL	Contraseña	Certificado	En Papel	TOTAL	Contraseña	Certificado	En Papel	TOTAL	Contraseña	Certificado	En Papel
ANDALUCÍA	148.573	98.825	49.001	747	147.297	97.975	48.585	737	143.061	95.820	46.666	575	4.236	2.155	1.919	162
ALMERÍA	9.854	5.752	4.076	26	9.651	5.634	3.991	26	9.357	5.503	3.833	21	294	131	158	5
CADIZ	24.677	17.993	6.577	107	24.531	17.882	6.547	102	24.077	17.636	6.363	78	454	246	184	24
CÓRDOBA	16.487	10.056	6.374	57	16.407	10.005	6.345	57	15.958	9.821	6.103	34	449	184	242	23
GRANADA	17.662	10.369	7.254	39	17.494	10.278	7.177	39	16.964	10.046	6.898	20	530	232	279	19
HUELVA	9.279	3.894	5.330	55	9.219	3.871	5.294	54	8.922	3.782	5.096	44	297	89	198	10
JAÉN	13.834	8.556	5.215	63	13.741	8.485	5.193	63	13.172	8.199	4.927	46	569	286	266	17
MÁLAGA	22.538	17.307	5.062	169	22.256	17.106	4.981	169	21.600	16.693	4.759	148	656	413	222	21
SEVILLA	34.242	24.898	9.113	231	33.998	24.714	9.057	227	33.011	24.140	8.687	184	987	574	370	43
ARAGÓN	16.426	14.204	1.194	1.028	16.145	13.970	1.147	1.028	14.945	13.780	1.118	47	1.200	190	29	981
HUESCA	2.417	1.932	366	119	2.379	1.909	351	119	2.229	1.881	342	6	150	28	9	113
TERUEL	1.698	1.304	309	85	1.678	1.299	294	85	1.585	1.288	289	8	93	11	5	77
ZARAGOZA	12.311	10.968	519	824	12.088	10.762	502	824	11.131	10.611	487	33	957	151	15	791
CANTABRIA	6.116	5.720	326	70	6.032	5.644	318	70	5.897	5.584	305	8	135	60	13	62
CASTILLA LA MANCHA	25.377	21.229	3.433	715	25.165	21.067	3.385	713	24.485	20.699	3.252	534	680	368	133	179
ALBACETE	4.815	4.198	511	106	4.787	4.173	508	106	4.656	4.092	482	82	131	81	26	24
CIUDAD REAL	7.277	6.050	1.060	167	7.233	6.017	1.050	166	7.034	5.915	998	121	199	102	52	45
CUENCA	2.048	1.596	400	52	2.024	1.586	386	52	1.971	1.560	369	42	53	26	17	10
GUADALAJARA	2.579	2.189	257	133	2.554	2.167	254	133	2.456	2.125	248	83	98	42	6	50
TOLEDO	8.658	7.196	1.205	257	8.567	7.124	1.187	256	8.368	7.007	1.155	206	199	117	32	50
CASTILLA Y LEÓN	30.584	25.091	4.337	1.156	30.269	24.861	4.253	1.155	29.406	24.472	4.093	841	863	389	160	314
ÁVILA	1.537	1.208	254	75	1.516	1.196	246	74	1.457	1.168	239	50	59	28	7	24
BURGOS	4.407	3.713	580	114	4.344	3.671	559	114	4.223	3.615	540	68	121	56	19	46
LEÓN	5.702	4.724	783	195	5.646	4.680	771	195	5.509	4.620	746	143	137	60	25	52
PALENCIA	2.597	2.039	412	146	2.579	2.028	405	146	2.524	2.003	394	127	55	25	11	39
SALAMANCA	4.472	3.696	600	176	4.445	3.675	594	176	4.334	3.633	563	138	111	42	31	18
SEGOVIA	1.752	1.577	123	52	1.724	1.553	119	52	1.668	1.524	110	34	56	29	9	18
SORIA	1.148	1.013	119	16	1.121	989	116	16	1.098	973	113	12	23	16	3	4
VALLADOLID	6.830	5.347	1.175	308	6.767	5.303	1.156	308	6.527	5.195	1.116	216	240	108	40	92
ZAMORA	2.139	1.774	291	74	2.127	1.766	287	74	2.066	1.741	272	53	61	25	15	21
CATALUÑA	67.733	59.196	7.283	1.254	66.066	57.700	7.116	1.250	64.249	56.414	6.830	1.005	1.817	1.286	286	245
BARCELONA	46.335	40.557	4.926	852	45.270	39.603	4.816	851	44.012	38.711	4.617	684	1.258	892	199	167
GIRONA	8.209	7.450	613	146	7.948	7.208	596	144	7.737	7.055	578	104	211	153	18	40
LLEIDA	4.238	3.393	747	98	4.115	3.279	739	97	3.989	3.198	708	83	126	81	31	14
TARRAGONA	8.951	7.796	997	158	8.733	7.610	965	158	8.511	7.450	927	134	222	160	38	24
CEUTA	1.114	895	214	5	1.105	887	213	5	1.080	868	209	3	25	19	4	2
COMUNIDAD DE MADRID	86.410	75.442	5.025	5.943	84.766	74.037	4.812	5.917	80.024	73.111	4.558	2.355	4.742	926	254	3.562
COMUNIDAD VALENCIANA	46.518	38.826	7.297	395	45.780	38.224	7.161	395	44.763	37.672	6.877	214	1.017	552	284	181
ALICANTE	17.015	14.594	2.339	82	16.706	14.328	2.296	82	16.384	14.137	2.210	37	322	191	86	45
CASTELLÓN	5.654	4.590	988	76	5.547	4.506	965	76	5.391	4.442	908	41	156	64	57	35
VALENCIA	23.849	19.647	3.970	237	23.528	19.391	3.900	237	22.989	19.094	3.759	136	539	297	141	101
EXTREMADURA	18.683	15.778	2.615	290	18.571	15.679	2.602	290	18.032	15.355	2.535	142	539	324	67	148
BADAJOS	12.044	9.712	2.121	211	11.989	9.664	2.114	211	11.624	9.441	2.064	119	365	223	50	92
CÁCERES	6.639	6.066	494	79	6.583	6.015	489	79	6.409	5.914	472	23	174	101	17	56
GALICIA	36.303	32.966	2.788	549	35.942	32.662	2.731	549	35.057	32.280	2.644	133	885	382	87	416
A CORUÑA	13.748	12.704	839	205	13.598	12.578	815	205	13.265	12.422	793	50	333	156	22	155
LUGO	4.257	3.889	304	64	4.215	3.853	298	64	4.117	3.816	281	20	98	37	17	44
OURENSE	4.318	4.045	211	62	4.265	3.997	206	62	4.165	3.945	200	20	100	52	6	42
PONTEVEDRA	13.980	12.328	1.434	218	13.865	12.235	1.412	218	13.511	12.098	1.370	43	354	137	42	175
ISLAS BALEARES	12.163	11.125	632	406	11.969	10.944	619	406	11.638	10.804	606	228	331	140	13	178
ISLAS CANARIAS	40.951	34.529	4.749	1.673	40.664	34.306	4.685	1.673	39.898	33.794	4.572	1.532	766	512	113	141
LAS PALMAS	22.160	18.664	2.640	856	21.995	18.541	2.598	856	21.544	18.234	2.533	777	451	307	65	79
SANTA CRUZ TENERIFE	18.791	15.865	2.109	817	18.669	15.765	2.087	817	18.354	15.560	2.039	755	315	205	48	62
LA RIOJA	2.260	1.926	316	18	2.224	1.897	309	18	2.150	1.856	289	5	74	41	20	13
MELILLA	1.480	591	868	21	1.451	577	853	21	1.419	575	828	16	32	2	25	5
NAVARRA	7.487	6.807	601	79	7.369	6.698	592	79	7.193	6.587	567	39	176	111	25	40
PAÍS VASCO	25.883	20.148	3.035	2.700	25.600	19.955	2.946	2.699	21.734	18.579	2.839	316	3.866	1.376	107	2.383
ÁLAVA	3.717	2.861	536	320	3.652	2.813	520	319	3.150	2.620	505	25	502	193	15	294
GIPUZKOA	13.956	10.663	1.832	1.461	13.816	10.579	1.776	1.461	11.778	9.883	1.699	196	2.038	696	77	1.265
BIZKAIA	8.210	6.624	667	919	8.132	6.563	650	919	6.806	6.076	635	95	1.326	487	15	824
PRINCIPADO DE ASTURIAS	11.811	9.724	1.994	93	11.643	9.578	1.973	92	11.410	9.454	1.919	37	233	124	54	55
REGIÓN DE MUR																

SISTEMA NACIONAL DE GARANTÍA JUVENIL

Datos a 31 de mayo de 2018



ESTADOS (MUJERES POR CC.AA, PROVINCIAS Y TIPO DE EXPEDIENTE)

	Solicitudes				Expedientes resueltos				Inscripciones				Denegaciones			
	TOTAL	Contraseña	Certificado	En Papel	TOTAL	Contraseña	Certificado	En Papel	TOTAL	Contraseña	Certificado	En Papel	TOTAL	Contraseña	Certificado	En Papel
ANDALUCÍA	156.184	106.757	48.844	583	154.926	105.931	48.414	581	151.023	103.831	46.798	394	3.903	2.100	1.616	187
ALMERÍA	10.371	6.431	3.914	26	10.172	6.319	3.827	26	9.839	6.164	3.658	17	333	155	169	9
CADIZ	25.650	19.049	6.531	70	25.491	18.930	6.492	69	25.043	18.689	6.316	38	448	241	176	31
CÓRDOBA	17.956	11.115	6.791	50	17.867	11.054	6.763	50	17.507	10.884	6.593	30	360	170	170	20
GRANADA	18.471	11.184	7.247	40	18.311	11.103	7.168	40	17.815	10.863	6.934	18	496	240	234	22
HUELVA	9.413	4.103	5.272	38	9.350	4.078	5.234	38	9.090	3.987	5.072	31	260	91	162	7
JAÉN	15.352	9.853	5.446	53	15.277	9.803	5.421	53	14.787	9.551	5.200	36	490	252	221	17
MÁLAGA	22.769	18.033	4.616	120	22.465	17.804	4.541	120	21.865	17.398	4.376	91	600	406	165	29
SEVILLA	36.202	26.989	9.027	186	35.994	26.841	8.968	185	35.078	26.296	8.649	133	916	545	319	52
ARAGÓN	16.031	13.956	921	1.154	15.814	13.755	905	1.154	14.489	13.577	878	34	1.325	178	27	1.120
HUESCA	2.321	1.869	258	194	2.293	1.846	253	194	2.077	1.827	246	4	216	191	7	190
TERUEL	1.730	1.342	240	148	1.716	1.332	236	148	1.549	1.316	230	3	167	161	6	145
ZARAGOZA	11.980	10.745	423	812	11.805	10.577	416	812	10.863	10.434	402	27	942	143	14	785
CANTABRIA	5.649	5.275	315	59	5.601	5.233	309	59	5.485	5.185	293	7	116	48	16	52
CASTILLA LA MANCHA	26.469	22.508	3.285	676	26.232	22.323	3.235	674	25.587	21.923	3.124	540	645	400	111	134
ALBACETE	5.001	4.422	466	113	4.958	4.385	460	113	4.831	4.294	437	100	127	91	23	13
CIUDAD REAL	8.235	6.949	1.114	172	8.166	6.904	1.090	172	7.977	6.783	1.048	146	189	121	42	26
CUENCA	2.086	1.697	328	61	2.058	1.674	323	61	1.986	1.628	312	46	72	46	11	26
GUADALAJARA	2.695	2.315	277	103	2.664	2.288	273	103	2.587	2.249	268	70	77	39	5	35
TOLEDO	8.452	7.125	1.100	227	8.386	7.072	1.089	225	8.206	6.969	1.059	178	180	103	30	47
CASTILLA Y LEÓN	29.211	24.261	3.792	1.158	28.911	24.031	3.724	1.156	28.065	23.682	3.578	805	846	349	146	351
ÁVILA	1.520	1.230	216	74	1.505	1.217	215	73	1.457	1.198	202	57	48	19	13	16
BURGOS	4.439	3.774	575	90	4.380	3.731	559	90	4.270	3.674	541	55	110	57	18	35
LEÓN	5.088	4.171	701	216	5.035	4.136	683	216	4.869	4.072	645	152	166	64	38	64
PALENCIA	2.503	2.034	338	131	2.481	2.015	335	131	2.425	1.995	323	107	56	20	12	24
SALAMANCA	4.676	3.864	631	181	4.635	3.832	623	180	4.521	3.791	594	136	114	41	29	44
SEGOVIA	1.567	1.414	104	49	1.544	1.397	98	49	1.503	1.379	95	29	41	18	3	20
SORIA	1.007	895	100	12	992	882	98	12	970	867	94	9	22	15	4	3
VALLADOLID	6.370	5.188	859	323	6.310	5.141	846	323	6.093	5.055	822	216	217	86	24	107
ZAMORA	2.041	1.691	268	82	2.029	1.680	267	82	1.957	1.651	262	44	72	29	5	38
CATALUÑA	55.710	49.619	5.454	637	54.478	48.508	5.336	634	53.011	47.410	5.140	461	1.467	1.098	196	173
BARCELONA	37.342	33.453	3.445	444	36.541	32.737	3.362	442	35.589	32.033	3.232	324	952	704	130	118
GIRONA	6.908	6.388	437	83	6.729	6.218	429	82	6.536	6.070	407	59	193	148	22	23
LLEIDA	3.619	2.950	641	28	3.540	2.872	640	28	3.452	2.810	626	16	88	62	14	12
TARRAGONA	7.841	6.828	931	82	7.669	6.682	905	82	7.435	6.498	875	62	234	184	30	20
CEUTA	1.237	1.016	219	2	1.231	1.011	218	2	1.197	990	205	2	34	21	13	0
COMUNIDAD DE MADRID	87.187	77.414	4.468	5.305	85.464	75.863	4.311	5.290	80.639	74.830	4.077	1.732	4.825	1.033	234	3.558
COMUNIDAD VALENCIANA	44.142	37.505	6.302	335	43.452	36.950	6.167	335	42.507	36.400	5.955	152	945	550	212	183
ALICANTE	15.715	13.724	1.905	86	15.452	13.498	1.868	86	15.174	13.328	1.813	33	278	170	55	53
CASTELLÓN	5.334	4.477	804	53	5.241	4.401	787	53	5.122	4.338	756	31	119	66	31	22
VALENCIA	23.093	19.304	3.593	196	22.760	19.052	3.512	196	22.212	18.738	3.386	88	548	314	126	108
EXTREMADURA	19.456	16.700	2.547	209	19.323	16.592	2.522	209	18.919	16.370	2.459	90	404	222	63	119
BADAJOS	12.851	10.680	2.077	138	12.826	10.625	2.063	138	12.553	10.474	2.014	65	273	151	49	73
CÁCERES	6.561	6.020	470	71	6.497	5.967	459	71	6.366	5.896	445	25	131	71	14	46
GALICIA	37.854	34.299	2.846	709	37.438	33.944	2.785	709	36.283	33.465	2.696	122	1.155	479	89	587
A CORUÑA	14.579	13.438	872	269	14.415	13.300	846	269	13.989	13.116	818	55	426	184	28	214
LUGO	4.438	4.043	314	81	4.392	3.999	312	81	4.264	3.940	306	18	128	59	6	63
OURENSE	4.290	3.999	208	83	4.244	3.958	203	83	4.119	3.911	194	14	125	47	9	69
PONTEVEDRA	14.547	12.819	1.452	276	14.387	12.687	1.424	276	13.911	12.498	1.378	35	476	189	46	241
ISLAS BALEARES	12.044	11.123	522	399	11.870	10.962	510	398	11.500	10.786	500	214	370	176	10	184
ISLAS CANARIAS	42.260	35.888	4.668	1.704	41.919	35.605	4.610	1.704	40.910	34.912	4.491	1.507	1.009	693	119	197
LAS PALMAS	22.922	19.449	2.596	877	22.748	19.304	2.567	877	22.153	18.888	2.495	770	595	416	72	107
SANTA CRUZ TENERIFE	19.338	16.439	2.072	827	19.171	16.301	2.043	827	18.757	16.024	1.996	737	414	277	47	90
LA RIOJA	2.106	1.850	241	15	2.073	1.823	235	15	2.010	1.782	224	4	63	41	11	11
MELILLA	1.752	756	963	33	1.721	747	941	33	1.693	747	919	27	28	0	22	6
NAVARRA	6.495	5.942	471	82	6.381	5.839	460	82	6.225	5.751	434	40	156	88	26	42
PAÍS VASCO	26.640	20.512	2.455	3.673	26.422	20.341	2.410	3.671	21.237	18.623	2.314	300	5.185	1.718	96	3.371
ÁLAVA	4.088	3.098	449	541	4.049	3.066	442	541	3.218	2.756	427	35	831	310	15	506
GIPUZKOA	13.815	10.544	1.395	1.876	13.705	10.463	1.367	1.875	11.136	9.663	1.301	172	2.569	800	66	1.703
BIZKAIA	8.737	6.870	611	1.256	8.669	6.813	601	1.255	6.883	6.204	586	93	1.786	609	15	1.162
PRINCIPADO DE ASTURIAS	10.510	8.896	1.542	72	10.362	8.765	1.525	72	10.136	8.653	1.463	20	226	112	62	52
REGIÓN DE MURCIA	23.855	20.652	2.927	276	23.543	20.381	2.886	276	23.013	20.073	2.809	131	530	308	77	145
TOTAL ESPAÑA	604.792	494.929	92.782	17.081	597.161	488.604	91.503	17.054	573.929	478.990	88.357	6.582	23.232	9.614	3.146	10.472

Datos del Sistema Nacional de Garantía Juvenil

Modelo estadístico acordado en la Comisión Delegada de Seguimiento y Evaluación del Sistema Nacional de Garantía Juvenil