



MINISTERIO
DE TRABAJO, MIGRACIONES
Y SEGURIDAD SOCIAL

SERVICIO PÚBLICO
DE EMPLEO ESTATAL



UNIÓN EUROPEA
Fondo Social Europeo
El FSE invierte en tu futuro

Sistema Nacional de Garantía Juvenil

Fichero de Inscripción



Datos a 30 DE NOVIEMBRE DE 2018



SISTEMA NACIONAL DE GARANTÍA JUVENIL

Datos a 30 de noviembre de 2018




Proceso de Inscripción (TABLA GENERAL)

	ESPAÑA		
	Total	Hombres	Mujeres
Solicitudes	1.421.086	713.060	708.026
Con usuario y contraseña	1.179.568	589.062	590.506
Certificado electrónico	208.588	107.030	101.558
En Papel completas y correctas	32.930	16.968	15.962
Expedientes resueltos	1.403.905	704.240	699.665
Con usuario y contraseña	1.165.350	581.802	583.548
Certificado electrónico	205.656	105.487	100.169
En Papel	32.899	16.951	15.948
% de expedientes resueltos	99%	99%	99%
Inscripciones (resoluciones positivas)	1.352.798	679.340	673.458
Con usuario y contraseña	1.138.992	569.152	569.840
Certificado electrónico	198.518	101.658	96.860
En Papel	15.288	8.530	6.758
Denegaciones (resoluciones negativas)	51.107	24.900	26.207
Con usuario y contraseña	26.358	12.650	13.708
Certificado electrónico	7.138	3.829	3.309
En Papel	17.611	8.421	9.190
Servicio 060 Garantía Juvenil (Acumulado 2018)	35.361	---	---
Llamadas atendidas - opción jóvenes	31.686	---	---
Llamadas atendidas - opción empleadores	3.675	---	---
Correos atendidos	0	---	---

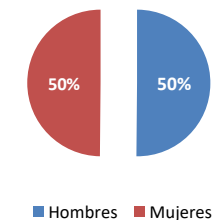
Datos del Sistema Nacional de Garantía Juvenil

Modelo estadístico acordado en la Comisión Delegada de Seguimiento y Evaluación del Sistema Nacional de Garantía Juvenil

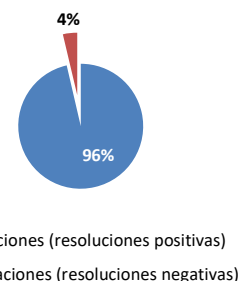
Por Tipo de Expediente



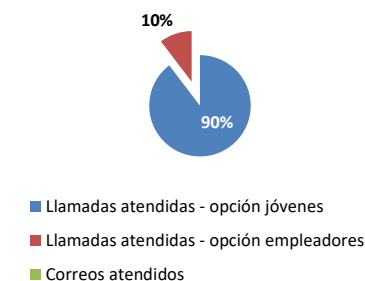
Por Sexo



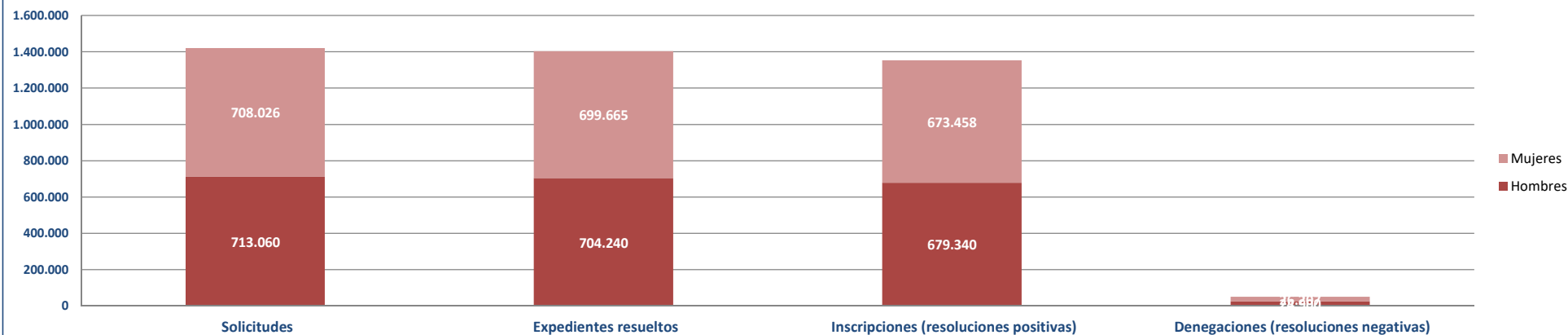
Por Tipo de resolución



Teléfono de Información



Registro del Sistema



SISTEMA NACIONAL DE GARANTÍA JUVENIL

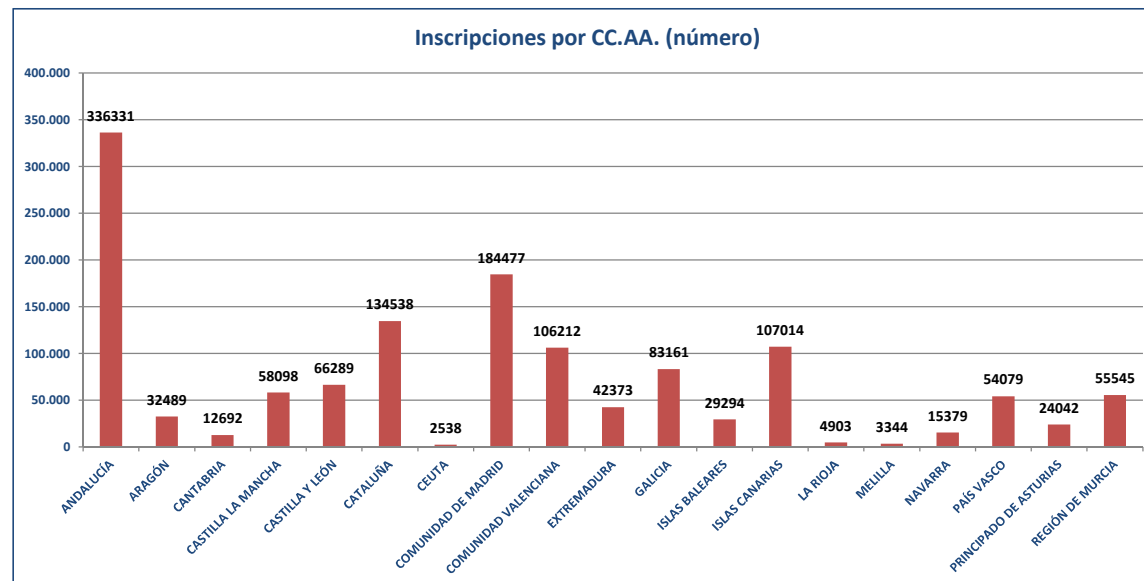
Datos a 30 de noviembre de 2018



INSCRIPCIONES

(Datos por CC.AA.)

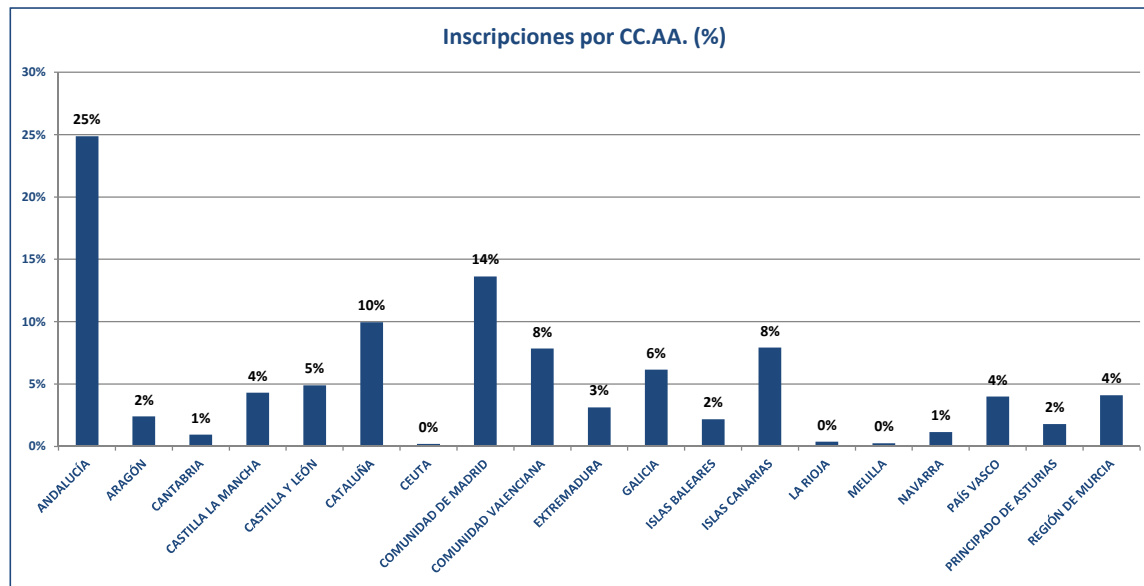
	Total		Hombres		Mujeres	
	Número	%/total	Número	%/total	Número	%/total
ANDALUCÍA	336.331	25%	163.295	24,0%	173.036	25,7%
ARAGÓN	32.489	2%	16.556	2,4%	15.933	2,4%
CANTABRIA	12.692	1%	6.615	1,0%	6.077	0,9%
CASTILLA LA MANCHA	58.098	4%	28.428	4,2%	29.670	4,4%
CASTILLA Y LEÓN	66.289	5%	33.859	5,0%	32.430	4,8%
CATALUÑA	134.538	10%	73.213	10,8%	61.325	9,1%
CEUTA	2.538	0%	1.181	0,2%	1.357	0,2%
COMUNIDAD DE MADRID	184.477	14%	92.168	13,6%	92.309	13,7%
COMUNIDAD VALENCIANA	106.212	8%	54.247	8,0%	51.965	7,7%
EXTREMADURA	42.373	3%	20.699	3,0%	21.674	3,2%
GALICIA	83.161	6%	41.051	6,0%	42.110	6,3%
ISLAS BALEARES	29.294	2%	14.728	2,2%	14.566	2,2%
ISLAS CANARIAS	107.014	8%	52.431	7,7%	54.583	8,1%
LA RIOJA	4.903	0%	2.517	0,4%	2.386	0,4%
MELILLA	3.344	0%	1.525	0,2%	1.819	0,3%
NAVARRA	15.379	1%	8.293	1,2%	7.086	1,1%
PAÍS VASCO	54.079	4%	27.429	4,0%	26.650	4,0%
PRINCIPADO DE ASTURIAS	24.042	2%	12.735	1,9%	11.307	1,7%
REGIÓN DE MURCIA	55.545	4%	28.370	4,2%	27.175	4,0%
TOTAL ESPAÑA	1.352.798	100%	679.340	100%	673.458	100%



DENEGACIONES

(Datos por CC.AA.)

	Total		Hombres		Mujeres	
	Número	%/total	Número	%/total	Número	%/total
ANDALUCÍA	8.493	17%	4.429	17,8%	4.064	15,5%
ARAGÓN	2.608	5%	1.237	5,0%	1.371	5,2%
CANTABRIA	280	1%	148	0,6%	132	0,5%
CASTILLA LA MANCHA	1.460	3%	737	3,0%	723	2,8%
CASTILLA Y LEÓN	1.878	4%	937	3,8%	941	3,6%
CATALUÑA	3.768	7%	2.050	8,2%	1.718	6,6%
CEUTA	62	0%	26	0,1%	36	0,1%
COMUNIDAD DE MADRID	10.122	20%	5.015	20,1%	5.107	19,5%
COMUNIDAD VALENCIANA	2.303	5%	1.170	4,7%	1.133	4,3%
EXTREMADURA	1.015	2%	573	2,3%	442	1,7%
GALICIA	2.378	5%	1.058	4,2%	1.320	5,0%
ISLAS BALEARES	892	2%	427	1,7%	465	1,8%
ISLAS CANARIAS	2.638	5%	1.150	4,6%	1.488	5,7%
LA RIOJA	150	0%	76	0,3%	74	0,3%
MELILLA	62	0%	36	0,1%	26	0,1%
NAVARRA	365	1%	192	0,8%	173	0,7%
PAÍS VASCO	10.828	21%	4.682	18,8%	6.146	23,5%
PRINCIPADO DE ASTURIAS	509	1%	256	1,0%	253	1,0%
REGIÓN DE MURCIA	1.296	3%	701	2,8%	595	2,3%
TOTAL ESPAÑA	51.107	100%	24.900	100%	26.207	100%



Datos del Sistema Nacional de Garantía Juvenil

Modelo estadístico acordado en la Comisión Delegada de Seguimiento y Evaluación del Sistema Nacional de Garantía Juvenil

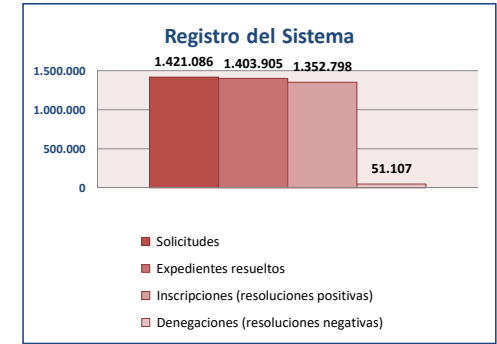
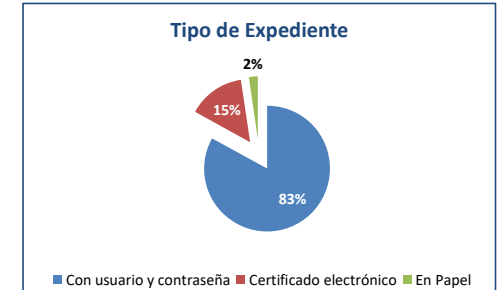
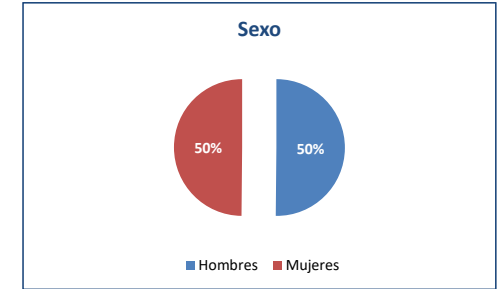
SISTEMA NACIONAL DE GARANTÍA JUVENIL

Datos a 30 de noviembre de 2018



ESTADOS (TOTAL POR CC.AA, PROVINCIAS Y SEXO)

	Solicitudes			Expedientes resueltos			Inscripciones			Denegaciones		
	TOTAL	Hombres	Mujeres	TOTAL	Hombres	Mujeres	TOTAL	Hombres	Mujeres	TOTAL	Hombres	Mujeres
ANDALUCÍA	347.830	169.213	178.617	344.824	167.724	177.100	336.331	163.295	173.036	8.493	4.429	4.064
ALMERÍA	23.075	11.210	11.865	22.619	10.989	11.630	21.949	10.681	11.268	670	308	362
CADIZ	57.772	28.328	29.444	57.458	28.181	29.277	56.534	27.723	28.811	924	458	466
CORDOBA	39.000	18.705	20.295	38.832	18.619	20.213	37.985	18.140	19.845	847	479	368
GRANADA	41.779	20.318	21.461	41.394	20.127	21.267	40.277	19.536	20.741	1.117	591	526
HUELVA	21.003	10.380	10.623	20.868	10.317	10.551	20.312	10.015	10.297	556	302	254
JAÉN	32.884	15.558	17.326	32.732	15.470	17.262	31.672	14.903	16.769	1.060	567	493
MÁLAGA	51.748	25.637	26.111	51.133	25.336	25.797	49.808	24.655	25.153	1.325	681	644
SEVILLA	80.569	39.077	41.492	80.052	38.810	41.242	78.058	37.767	40.291	1.994	1.043	951
ARAGÓN	35.624	18.091	17.533	35.097	17.793	17.304	32.489	16.556	15.933	2.608	1.237	1.371
HUESCA	5.311	2.704	2.607	5.241	2.661	2.580	4.861	2.504	2.357	380	157	223
TERUEL	3.681	1.832	1.849	3.646	1.810	1.836	3.385	1.716	1.669	261	94	167
ZARAGOZA	26.632	13.555	13.077	26.235	13.333	12.902	24.268	12.347	11.921	1.967	986	981
CANTABRIA	13.105	6.843	6.262	12.972	6.763	6.209	12.692	6.615	6.077	280	148	132
CASTILLA LA MANCHA	60.139	29.433	30.706	59.558	29.165	30.393	58.098	28.428	29.670	1.460	737	723
ALBACETE	11.419	5.598	5.821	11.333	5.564	5.769	11.048	5.415	5.633	285	149	136
CIUDAD REAL	17.916	8.417	9.499	17.791	8.370	9.421	17.377	8.164	9.213	414	206	208
CUENCA	5.010	2.482	2.528	4.944	2.452	2.492	4.797	2.387	2.410	147	65	82
GUADALAJARA	6.222	3.036	3.186	6.149	2.995	3.154	5.955	2.896	3.059	194	103	91
TOLEDO	19.572	9.900	9.672	19.390	9.803	9.587	18.970	9.589	9.381	420	214	206
CASTILLA Y LEÓN	68.760	35.092	33.668	68.167	34.796	33.371	66.289	33.859	32.430	1.878	937	941
ÁVILA	3.444	1.739	1.705	3.418	1.724	1.694	3.310	1.666	1.644	108	58	50
BURGOS	10.366	5.133	5.233	10.256	5.073	5.183	10.002	4.945	5.057	254	128	126
LEÓN	12.263	6.463	5.800	12.171	6.415	5.756	11.834	6.259	5.575	337	156	181
PALENCIA	5.752	2.934	2.818	5.721	2.921	2.800	5.600	2.861	2.739	121	60	61
SALAMANCA	10.520	5.139	5.381	10.458	5.115	5.343	10.211	4.993	5.218	247	122	125
SEGOVIA	3.950	2.076	1.874	3.888	2.046	1.842	3.761	1.974	1.787	127	72	55
SORIA	2.596	1.373	1.223	2.555	1.349	1.206	2.503	1.322	1.181	52	27	25
VALLADOLID	15.114	7.795	7.319	15.008	7.746	7.262	14.511	7.496	7.015	497	250	247
ZAMORA	4.755	2.440	2.315	4.730	2.427	2.303	4.595	2.363	2.232	135	64	71
CATALUÑA	141.500	77.112	64.388	138.306	75.263	63.043	134.538	73.213	61.325	3.768	2.050	1.718
BARCELONA	95.411	52.468	42.943	93.437	51.335	42.102	90.904	49.919	40.985	2.533	1.416	1.117
GIRONA	17.843	9.610	8.233	17.356	9.313	8.043	16.864	9.061	7.803	492	252	240
LLEIDA	9.328	5.027	4.301	9.099	4.894	4.205	8.848	4.748	4.100	251	146	105
TARRAGONA	18.918	10.007	8.911	18.513	9.780	8.733	18.021	9.544	8.477	492	236	256
CEUTA	2.618	1.218	1.400	2.600	1.207	1.393	2.538	1.181	1.357	62	26	36
COMUNIDAD DE MADRID	198.184	98.898	99.286	194.599	97.183	97.416	184.477	92.168	92.309	10.122	5.015	5.107
COMUNIDAD VALENCIANA	109.869	56.110	53.759	108.515	55.417	53.098	106.212	54.247	51.965	2.303	1.170	1.133
ALICANTE	39.333	20.370	18.963	38.842	20.107	18.735	38.139	19.746	18.398	703	361	342
CASTELLÓN	13.177	6.772	6.405	12.955	6.653	6.302	12.635	6.485	6.150	320	168	152
VALENCIA	57.359	28.968	28.391	56.817	28.704	28.113	55.537	28.063	27.474	1.280	641	639
EXTREMADURA	43.651	21.392	22.259	43.388	21.272	22.116	42.373	20.699	21.674	1.015	573	442
BADAJOS	28.560	13.782	14.778	28.444	13.731	14.713	27.761	13.348	14.413	683	383	300
CÁCERES	15.091	7.610	7.481	14.974	7.556	7.418	14.642	7.366	7.276	332	190	142
GALICIA	86.351	42.475	43.876	85.539	42.109	43.430	83.161	41.051	42.110	2.378	1.058	1.320
A CORUÑA	33.240	16.192	17.048	32.959	16.067	16.892	32.079	15.669	16.410	880	398	482
LUGO	9.903	4.870	5.033	9.809	4.828	4.981	9.545	4.713	4.832	264	115	149
OURENSE	9.846	4.932	4.914	9.740	4.878	4.862	9.484	4.760	4.724	256	118	138
PONTEVEDRA	33.362	16.481	16.881	33.085	16.365	16.720	32.107	15.938	16.169	978	427	551
ISLAS BALEARES	30.631	15.379	15.252	30.186	15.155	15.031	29.294	14.728	14.566	892	427	465
ISLAS CANARIAS	110.331	53.947	56.384	109.652	53.581	56.071	107.014	52.431	54.583	2.638	1.150	1.488
LAS PALMAS	59.669	29.131	30.538	59.383	28.973	30.410	57.867	28.311	29.556	1.516	662	854
SANTA CRUZ TENERIFE	50.662	24.816	25.846	50.407	24.689	25.718	49.285	24.201	25.084	1.122	488	634
LA RIOJA	5.125	2.631	2.494	5.053	2.593	2.460	4.903	2.517	2.386	150	76	74
MELILLA	3.460	1.587	1.873	3.406	1.561	1.845	3.344	1.525	1.819	62	36	26
NAVARRA	15.983	8.607	7.376	15.744	8.485	7.259	15.379	8.293	7.086	365	192	173
PAÍS VASCO	65.408	32.384	33.024	64.907	32.111	32.796	64.079	27.429	26.650	10.828	4.682	6.146
ÁLAVA	9.850	4.751	5.099	9.774	4.707	5.067	9.441	4.077	4.064	1.633	630	1.003
GIPUZKOA	34.445	17.322	17.123	34.223	17.199	17.024	33.768	14.755	14.013	5.455	2.444	3.011
BIZKAIA	21.113	10.311	10.802	20.995	10.247	10.743	20.555	8.639	8.616	3.740	1.608	2.132
PRINCIPADO DE ASTURIAS	24.921	13.182	11.739	24.551	12.991	11.560	24.042	12.735	11.307	509	256	253
REGIÓN DE MURCIA	57.596	29.466	28.130	56.841	29.071	27.770	55.545	28.370	27.175	1.296	701	595
TOTAL ESPAÑA	1.421.086	713.060	708.026	1.403.905	704.240	699.665	1.352.798	679.340	673.458	51.107	24.900	26.207



SISTEMA NACIONAL DE GARANTÍA JUVENIL

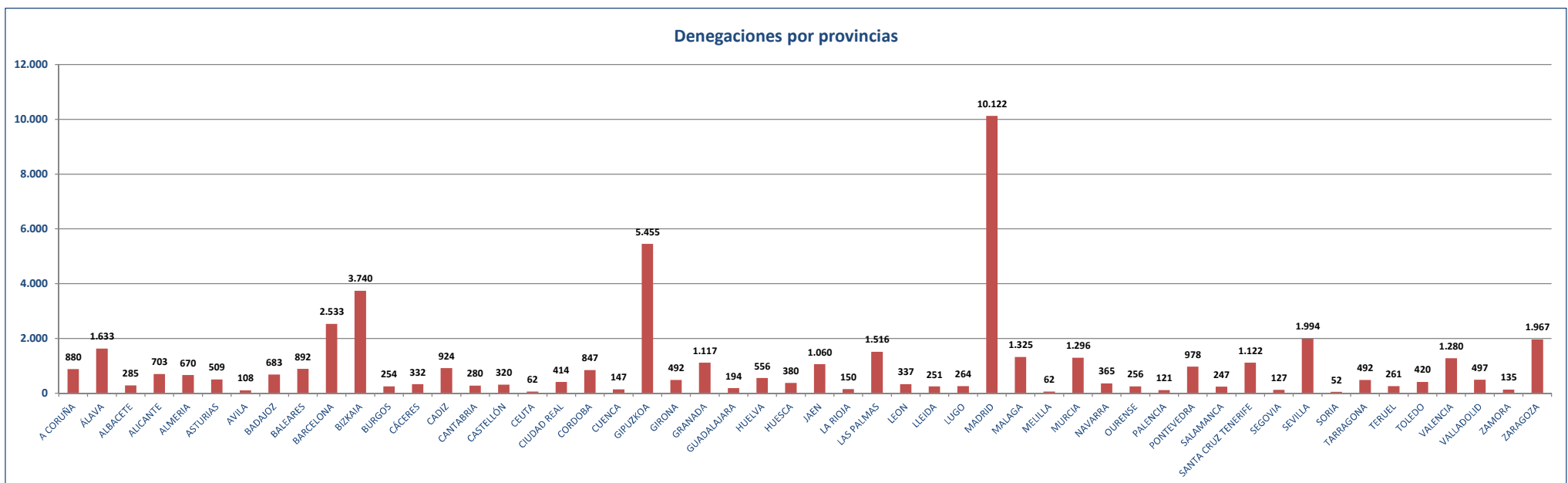
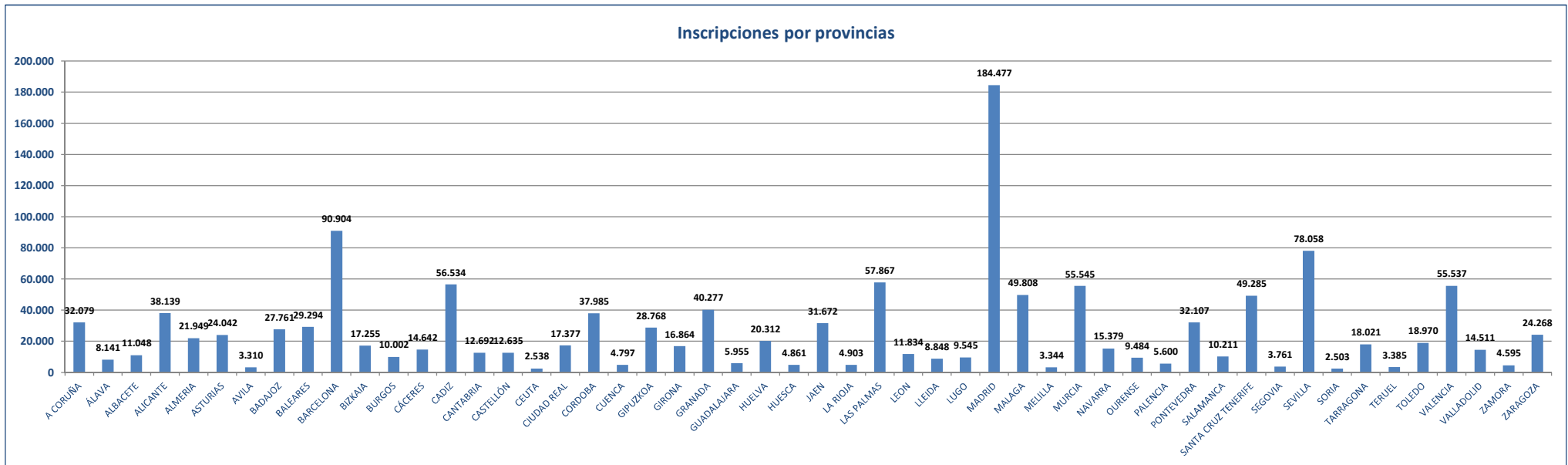
Datos a 30 de noviembre de 2018



ESTADOS (TOTAL POR CC.AA, PROVINCIAS Y TIPO DE EXPEDIENTE)

	Solicitudes				Expedientes resueltos				Inscripciones				Denegaciones			
	TOTAL	Contraseña	Certificado	En Papel	TOTAL	Contraseña	Certificado	En Papel	TOTAL	Contraseña	Certificado	En Papel	TOTAL	Contraseña	Certificado	En Papel
ANDALUCÍA	347.830	240.174	106.156	1.500	344.824	238.097	105.236	1.491	336.331	233.487	101.653	1.191	8.493	4.610	3.583	300
ALMERÍA	23.075	14.136	8.880	59	22.619	13.875	8.685	59	21.949	13.553	8.347	49	670	322	338	10
CÁDIZ	57.772	43.811	13.789	172	57.458	43.568	13.718	172	56.534	43.042	13.364	128	924	526	354	44
CÓRDOBA	39.000	24.783	14.081	136	38.832	24.672	14.024	136	37.985	24.287	13.605	93	847	385	419	43
GRANADA	41.779	25.324	16.369	86	41.394	25.122	16.186	86	40.277	24.577	15.647	53	1.117	545	539	33
HUELVA	21.003	9.379	11.509	115	20.868	9.329	11.424	115	20.312	9.151	11.061	100	556	178	363	15
JAÉN	32.884	21.278	11.492	114	32.732	21.169	11.449	114	31.672	20.609	10.977	86	1.060	560	472	28
MÁLAGA	51.748	40.877	10.527	344	51.133	40.424	10.368	341	49.808	39.543	9.969	296	1.325	881	399	45
SEVILLA	80.569	60.586	19.509	474	80.052	60.202	19.382	468	78.058	58.989	18.683	386	1.994	1.213	699	82
ARAGÓN	35.624	31.279	2.207	2.138	35.097	30.820	2.139	2.138	32.489	30.322	2.081	86	2.608	498	58	2.052
HUESCA	5.311	4.326	676	309	5.241	4.280	652	309	4.861	4.215	634	12	380	65	18	297
TERUEL	3.681	2.901	550	230	3.646	2.886	530	230	3.385	2.854	519	12	261	32	11	218
ZARAGOZA	26.632	24.052	981	1.599	26.235	23.679	957	1.599	24.268	23.278	928	62	1.967	401	29	1.537
CANTABRIA	13.105	12.296	677	132	12.972	12.180	660	132	12.692	12.040	630	22	280	140	31	110
CASTILLA LA MANCHA	60.139	51.174	7.521	1.444	59.558	50.704	7.412	1.442	58.098	49.807	7.148	1.143	1.460	897	264	299
ALBACETE	11.419	10.060	1.108	251	11.333	9.984	1.098	251	11.048	9.787	1.047	214	285	197	51	37
CIUDAD REAL	17.916	15.201	2.381	334	17.791	15.112	2.345	334	17.377	14.854	2.251	272	414	258	94	62
CUENCA	5.010	4.090	805	115	4.944	4.046	783	115	4.797	3.958	749	90	147	88	34	25
GUADALAJARA	6.222	5.419	563	240	6.149	5.353	556	240	5.955	5.253	544	159	194	101	12	81
TOLEDO	19.572	16.404	2.664	504	19.390	16.258	2.630	502	18.970	16.005	2.557	408	470	253	73	94
CASTILLA Y LEÓN	68.760	57.837	8.642	2.281	68.167	57.385	8.503	2.279	66.289	56.434	8.194	1.661	1.878	951	309	618
ÁVILA	3.444	2.791	503	150	3.418	2.771	497	150	3.310	2.717	479	114	108	54	18	36
BURGOS	10.366	8.985	1.185	196	10.256	8.913	1.148	195	10.002	8.766	1.114	122	254	147	34	73
LEÓN	12.263	10.238	1.618	407	12.171	10.172	1.592	407	11.834	10.017	1.524	293	337	155	68	114
PALENCIA	5.752	4.729	766	257	5.721	4.705	759	257	5.600	4.645	736	219	121	60	23	38
SALAMANCA	10.520	8.866	1.291	363	10.458	8.819	1.277	362	10.211	8.710	1.217	284	247	109	60	78
SEGOVIA	3.950	3.607	244	99	3.888	3.556	233	99	3.761	3.477	221	63	127	79	12	36
SORIA	2.596	2.338	225	33	2.555	2.303	219	33	2.503	2.265	211	27	52	38	8	6
VALLADOLID	15.114	12.295	2.195	624	15.008	12.213	2.171	624	14.511	11.962	2.106	443	497	251	65	181
ZAMORA	4.755	3.988	615	152	4.730	3.971	607	152	4.595	3.913	586	96	135	58	21	56
CATALUNYA	141.500	125.474	14.148	1.878	138.306	122.610	13.818	1.878	134.538	119.806	13.254	1.478	3.768	2.804	564	400
BARCELONA	95.411	84.930	9.189	1.292	93.437	83.178	8.967	1.292	90.904	81.309	8.580	1.015	2.533	1.869	387	277
GIRONA	17.843	16.273	1.342	228	17.356	15.816	1.312	228	16.864	15.437	1.257	170	492	379	55	58
LLEIDA	9.328	7.681	1.524	123	9.099	7.465	1.511	123	8.848	7.284	1.465	99	251	181	46	24
TARRAGONA	18.918	16.590	2.093	235	18.513	16.250	2.028	235	18.021	15.875	1.952	194	492	375	76	41
CEUTA	2.618	2.051	560	7	2.600	2.035	558	7	2.538	1.993	540	5	62	42	18	2
COMUNIDAD DE MADRID	198.184	176.544	10.524	11.116	194.599	173.374	10.121	11.104	184.477	170.719	9.594	4.164	10.122	2.655	527	6.940
COMUNIDAD VALENCIANA	109.869	93.811	15.332	726	108.515	92.716	15.076	723	106.212	91.298	14.526	388	2.303	1.418	550	335
ALICANTE	39.833	34.455	4.701	177	38.842	34.044	4.623	175	38.139	33.581	4.475	83	703	463	148	92
CASTELLÓN	13.177	11.097	1.956	174	12.955	10.916	1.915	174	12.635	10.739	1.825	71	320	177	90	53
VALENCIA	57.359	48.259	8.675	425	56.817	47.855	8.538	424	55.537	47.077	8.226	234	1.280	778	312	190
EXTREMADURA	43.651	37.403	5.694	554	43.388	37.182	5.652	554	42.373	36.567	5.513	293	1.015	615	139	261
BADAJOS	28.560	23.561	4.630	369	28.444	23.469	4.606	369	27.761	23.048	4.501	212	683	421	105	157
CÁCERES	15.091	13.842	1.064	185	14.974	13.743	1.046	185	14.642	13.549	1.012	81	332	194	34	104
GALICIA	86.351	79.133	5.998	1.220	85.539	78.446	5.875	1.218	83.161	77.200	5.697	264	2.378	1.246	178	954
A CORUÑA	33.240	30.960	1.820	460	32.959	30.728	1.772	459	32.079	30.250	1.721	108	880	478	211	351
LUGO	9.903	9.093	665	145	9.809	9.011	654	144	9.545	8.870	633	42	264	141	51	102
OURENSE	9.846	9.247	459	140	9.740	9.151	449	140	9.484	9.017	433	34	256	134	161	106
PONTEVEDRA	33.362	29.833	3.054	475	33.085	29.610	3.000	475	32.107	29.117	2.910	80	978	493	90	395
ISLAS BALEARES	30.631	28.618	1.230	783	30.186	28.201	1.202	783	29.294	27.672	1.171	451	892	529	31	332
ISLAS CANARIAS	110.331	97.171	9.905	3.255	109.652	96.625	9.772	3.255	107.014	94.483	9.534	2.997	2.638	2.142	238	258
LAS PALMAS	59.669	52.526	5.480	1.663	59.383	52.322	5.398	1.663	57.867	51.076	5.263	1.528	1.516	1.246	135	135
SANTA CRUZ TENERIFE	50.662	44.645	4.425	1.592	50.407	44.441	4.374	1.592	49.285	43.545	4.271	1.469	1.122	896	105	123
LA RIOJA	5.125	4.494	602	29	5.053	4.432	592	29	4.903	4.332	562	9	150	100	30	20
MELILLA	3.460	1.402	2.005	53	3.406	1.377	1.976	53	3.344	1.374	1.927	43	62	3	49	10
NAVARRA	15.983	14.717	1.105	161	15.744	14.500	1.083	161	15.379	14.265	1.032	82	365	235	51	79
PAÍS VASCO	65.408	54.534	5.990	4.884	64.907	54.184	5.840	4.883	64.079	47.846	5.613	620	10.828	6.338	227	4.263
ÁLAVA	9.850	8.157	1.048	645	9.774	8.103	1.026	645	9.411	7.085	991	65	1.633	1.018	35	580
GIPUZKOA	34.445	28.289	3.600	2.556	34.223	28.167	3.500	2.556	33.768	25.060	3.343	365	5.455	3.107	157	2.191
BIZKAIA</																

INSCRIPCIONES Y DENEGACIONES POR PROVINCIAS



SISTEMA NACIONAL DE GARANTÍA JUVENIL

Datos a 30 de noviembre de 2018



ESTADOS (HOMBRES POR CC.AA, PROVINCIAS Y TIPO DE EXPEDIENTE)

	Solicitudes				Expedientes resueltos				Inscripciones				Denegaciones			
	TOTAL	Contraseña	Certificado	En Papel	TOTAL	Contraseña	Certificado	En Papel	TOTAL	Contraseña	Certificado	En Papel	TOTAL	Contraseña	Certificado	En Papel
ANDALUCÍA	169.213	115.426	52.917	870	167.724	114.395	52.463	866	163.295	112.055	50.516	724	4.429	2.340	1.947	142
ALMERÍA	11.210	6.686	4.491	33	10.989	6.557	4.399	33	10.681	6.410	4.241	30	308	147	158	3
CADIZ	28.328	21.338	6.886	104	28.181	21.222	6.855	104	27.723	20.958	6.677	88	458	264	178	16
CÓRDOBA	18.705	11.815	6.809	81	18.619	11.762	6.776	81	18.140	11.554	6.528	58	479	208	248	23
GRANADA	20.318	12.142	8.131	45	20.127	12.040	8.042	45	19.536	11.765	7.742	29	591	275	300	16
HUELVA	10.380	4.549	5.761	70	10.317	4.528	5.719	70	10.015	4.436	5.518	61	302	92	201	9
JAÉN	15.558	9.896	5.600	62	15.470	9.832	5.576	62	14.903	9.538	5.317	48	567	294	259	14
MÁLAGA	25.637	19.950	5.483	204	25.336	19.740	5.394	202	24.655	19.301	5.172	182	681	439	222	20
SEVILLA	39.077	29.050	9.756	271	38.810	28.839	9.702	269	37.767	28.218	9.321	228	1.043	621	381	41
ARAGÓN	18.091	15.861	1.230	1.000	17.793	15.612	1.181	1.000	16.556	15.357	1.151	48	1.237	255	30	952
HUESCA	2.704	2.205	383	116	2.661	2.179	366	116	2.504	2.142	356	6	157	37	10	110
TERUEL	1.832	1.437	310	85	1.810	1.430	295	85	1.716	1.417	290	9	94	13	5	76
ZARAGOZA	13.555	12.219	537	799	13.333	12.014	520	799	12.347	11.809	505	33	986	205	15	766
CANTABRIA	6.843	6.427	343	73	6.763	6.357	333	73	6.615	6.284	319	12	148	73	14	61
CASTILLA LA MANCHA	29.433	24.867	3.839	727	29.165	24.651	3.787	727	28.428	24.228	3.645	555	737	423	142	172
ALBACETE	5.598	4.899	583	116	5.564	4.867	581	116	5.415	4.771	553	91	149	96	28	25
CIUDAD REAL	8.417	7.102	1.151	164	8.370	7.066	1.140	164	8.164	6.951	1.089	124	206	115	51	40
CUENCA	2.482	1.987	440	55	2.452	1.971	426	55	2.387	1.938	405	44	65	33	7	40
GUADALAJARA	3.036	2.637	266	133	2.999	2.604	262	133	2.896	2.557	255	84	103	47	21	11
TOLEDO	9.900	8.242	1.399	259	9.803	8.166	1.378	259	9.589	8.034	1.343	212	214	132	35	47
CASTILLA Y LEÓN	35.092	29.366	4.578	1.148	34.796	29.146	4.503	1.147	33.859	28.661	4.341	857	937	485	162	290
ÁVILA	1.739	1.396	265	78	1.724	1.386	260	78	1.666	1.355	254	57	58	1	6	21
BURGOS	5.133	4.431	594	108	5.073	4.393	573	107	4.945	4.322	556	67	128	71	17	25
LEÓN	6.463	5.430	839	194	6.415	5.393	828	194	6.259	5.315	801	143	156	78	27	51
PALENCIA	2.934	2.378	420	136	2.921	2.369	416	136	2.861	2.338	405	118	60	31	11	18
SALAMANCA	5.139	4.337	622	180	5.115	4.319	616	180	4.993	4.264	585	144	122	55	31	36
SEGOVIA	2.076	1.893	131	52	2.046	1.867	127	52	1.974	1.821	118	35	72	46	9	17
SORIA	1.373	1.233	121	19	1.349	1.212	118	19	1.322	1.192	114	16	27	20	4	3
VALLADOLID	7.795	6.225	1.262	308	7.746	6.191	1.247	308	7.496	6.066	1.206	224	250	125	41	84
ZAMORA	2.440	2.043	324	73	2.427	2.036	318	73	2.363	2.008	302	53	64	28	16	20
CATALUÑA	77.112	67.928	7.938	1.246	75.263	66.272	7.745	1.246	73.213	64.774	7.428	1.011	2.050	1.498	317	235
BARCELONA	52.468	46.310	5.306	852	51.335	45.305	5.178	852	49.919	44.274	4.956	689	1.416	1.031	221	163
GIRONA	9.610	8.711	752	147	9.313	8.435	731	147	9.061	8.245	707	109	252	190	24	38
LLEIDA	5.027	4.123	809	95	4.894	3.997	802	95	4.748	3.895	771	82	146	102	31	13
TARRAGONA	10.007	8.784	1.071	152	9.780	8.594	1.034	152	9.544	8.419	994	131	236	175	40	21
CEUTA	1.218	950	263	5	1.207	941	261	5	1.181	922	256	3	26	19	5	2
COMUNIDAD DE MADRID	98.898	87.451	5.540	5.907	97.183	85.971	5.314	5.898	92.168	84.727	5.037	2.404	5.015	1.244	277	3.494
COMUNIDAD VALENCIANA	56.110	47.640	8.071	399	55.417	47.073	7.947	397	54.247	46.376	7.641	230	1.170	697	306	167
ALICANTE	20.370	17.727	2.551	92	20.107	17.504	2.513	90	19.746	17.273	2.426	47	361	231	87	43
CASTELLÓN	6.772	5.648	1.054	70	6.653	5.551	1.032	70	6.485	5.467	979	39	168	84	53	31
VALENCIA	28.968	24.265	4.466	237	28.704	24.065	4.402	237	28.063	23.683	4.236	144	641	382	166	93
EXTREMADURA	21.392	18.187	2.877	328	21.272	18.083	2.861	328	20.699	17.726	2.792	181	573	357	69	147
BADAJOS	13.782	11.238	2.319	225	13.731	11.198	2.308	225	13.348	10.956	2.256	136	383	242	52	89
CÁCERES	7.610	6.949	558	103	7.556	6.900	553	103	7.366	6.785	536	45	190	115	17	58
GALICIA	42.475	38.977	2.964	534	42.109	38.671	2.905	533	41.051	38.095	2.819	137	1.058	576	86	396
A CORUÑA	16.192	15.105	885	202	16.067	15.006	860	201	15.669	14.779	839	51	398	227	21	150
LUGO	4.870	4.479	328	63	4.828	4.443	322	63	4.713	4.387	305	21	115	56	17	42
OURENSE	4.932	4.650	224	58	4.878	4.601	219	58	4.760	4.527	213	20	118	74	6	38
PONTEVEDRA	16.481	14.743	1.527	211	16.365	14.650	1.504	211	15.938	14.431	1.462	45	427	219	42	166
ISLAS BALEARES	15.379	14.312	663	404	15.155	14.103	648	404	14.728	13.863	631	234	427	240	17	170
ISLAS CANARIAS	53.947	47.330	4.985	1.632	53.581	47.034	4.915	1.632	52.431	46.114	4.800	1.517	1.150	920	115	115
LAS PALMAS	29.131	25.541	2.757	833	28.973	25.431	2.709	833	28.311	24.897	2.645	769	662	534	64	64
SANTA CRUZ TENERIFE	24.816	21.789	2.228	799	24.689	21.684	2.206	799	24.201	21.288	2.155	748	488	386	51	51
LA RIOJA	2.631	2.281	336	14	2.593	2.249	330	14	2.517	2.201	311	5	76	48	19	9
MELILLA	1.587	615	951	21	1.561	601	939	21	1.525	598	911	16	36	3	22	5
NAVARRA	8.607	7.911	616	80	8.485	7.799	606	80	8.293	7.671	581	41	192	128	25	39
PAÍS VASCO	32.384	26.940	3.289	2.155	32.111	26.754	3.202	2.155	27.429	24.022	3.087	320	4.682	2.732	115	1.835
ÁLAVA	4.751	3.922	574	255	4.707	3.890	562	255	4.077	3.504	544	29	630	386	18	226
GIPUZKOA	17.322	14.134	2.022	1.166	17.199	14.069	1.964	1.166	14.755	12.679	1.881	195	2.444	1.390	83	971
BIZKAIA	10.311	8.884	693	734	10.247	8.837	676	734	8.639	7.881	662	96	1.608	956	14	638
PRINCIPADO DE ASTURIAS	13.182	11.043	2.044	95	12.991	10.878	2.018	95	12.735	10.732	1.962	41	256	146	56	54
REGIÓN DE MURCIA	29.466	25.550	3.586	330	29.071	25.212	3.529	330	28.370	24.746	3.430	194	701	466	99	136
TOTAL ESPAÑA	713.060	589.062	107.030	16.968	704.240	581.802	105.487	16.951	679.340	569.152	101.658	8.530	24.900	12.650	3.829	8.421

Datos del Sistema Nacional de Garantía Juvenil
Modelo estadístico acordado en la Comisión Delegada de Seguimiento y Evaluación del Sistema Nacional de Garantía Juvenil

SISTEMA NACIONAL DE GARANTÍA JUVENIL

Datos a 30 de noviembre de 2018



ESTADOS (MUJERES POR CC.AA, PROVINCIAS Y TIPO DE EXPEDIENTE)

	Solicitudes				Expedientes resueltos				Inscripciones				Denegaciones			
	TOTAL	Contraseña	Certificado	En Papel	TOTAL	Contraseña	Certificado	En Papel	TOTAL	Contraseña	Certificado	En Papel	TOTAL	Contraseña	Certificado	En Papel
ANDALUCÍA	178.617	124.748	53.239	630	177.100	123.702	52.773	625	173.036	121.432	51.137	467	4.064	2.270	1.636	158
ALMERÍA	11.865	7.450	4.389	26	11.630	7.318	4.286	26	11.268	7.143	4.106	19	362	175	180	7
CADIZ	29.444	22.473	6.903	68	29.277	22.346	6.863	68	28.811	22.084	6.687	20	466	262	176	28
CÓRDOBA	20.295	12.968	7.272	55	20.213	12.910	7.248	55	19.845	12.733	7.077	35	368	177	171	20
GRANADA	21.461	13.182	8.238	41	21.267	13.082	8.144	41	20.741	12.812	7.905	24	526	270	239	17
HUELVA	10.623	4.830	5.748	45	10.551	4.801	5.705	45	10.297	4.715	5.543	39	254	86	162	6
JAÉN	17.326	11.382	5.892	52	17.262	11.337	5.873	52	16.769	11.071	5.660	38	493	266	213	14
MÁLAGA	26.111	20.927	5.044	140	25.797	20.684	4.974	139	25.153	20.242	4.797	114	644	442	177	25
SEVILLA	41.492	31.536	9.753	203	41.242	31.363	9.680	199	40.291	30.771	9.362	158	951	592	318	41
ARAGÓN	17.533	15.418	977	1.138	17.304	15.208	958	1.138	15.933	14.965	930	38	1.371	243	28	1.100
HUESCA	2.607	2.121	293	193	2.580	2.101	286	193	2.357	2.073	278	6	223	28	8	187
TERUEL	1.849	1.464	240	145	1.836	1.456	235	145	1.669	1.437	229	3	167	19	6	142
ZARAGOZA	13.077	11.833	444	800	12.902	11.665	437	800	11.921	11.469	423	29	981	196	14	771
CANTABRIA	6.262	5.869	334	59	6.209	5.823	327	59	6.077	5.756	311	10	132	67	16	49
CASTILLA LA MANCHA	30.706	26.307	3.682	717	30.393	26.053	3.625	715	29.670	25.579	3.503	588	723	474	122	127
ALBACETE	5.821	5.161	525	135	5.769	5.117	517	135	5.633	5.016	494	123	136	101	23	12
CIUDAD REAL	9.499	8.099	1.230	170	9.421	8.046	1.205	170	9.213	7.903	1.162	148	208	143	43	22
CUENCA	2.528	2.103	365	60	2.492	2.075	357	60	2.410	2.020	344	46	82	55	13	14
GUADALAJARA	3.186	2.782	297	107	3.150	2.749	294	107	3.059	2.695	289	75	91	54	5	32
TOLEDO	9.672	8.162	1.265	245	9.587	8.092	1.252	243	9.381	7.971	1.214	196	206	121	38	47
CASTILLA Y LEÓN	33.668	28.471	4.064	1.133	33.371	28.239	4.000	1.132	32.430	27.773	3.853	804	941	466	147	328
ÁVILA	1.705	1.395	238	72	1.694	1.385	237	72	1.644	1.362	225	57	50	23	12	15
BURGOS	5.233	4.554	591	88	5.183	4.520	575	88	5.057	4.444	558	55	126	76	17	33
LEÓN	5.800	4.808	779	213	5.756	4.779	764	213	5.575	4.702	723	150	181	77	41	63
PALENCIA	2.818	2.351	346	121	2.800	2.336	343	121	2.739	2.307	331	101	61	29	12	20
SALAMANCA	5.381	4.529	669	183	5.343	4.500	661	182	5.218	4.446	632	140	125	54	29	42
SEGOVIA	1.874	1.714	113	47	1.842	1.689	106	47	1.787	1.656	103	28	55	33	3	19
SORIA	1.223	1.105	104	14	1.206	1.091	101	14	1.181	1.073	97	11	25	18	4	3
VALLADOLID	7.319	6.070	933	316	7.262	6.022	924	316	7.015	5.896	900	219	247	126	51	97
ZAMORA	2.315	1.945	291	79	2.303	1.935	289	79	2.232	1.905	284	43	71	30	24	36
CATALUÑA	64.388	57.546	6.210	632	63.043	56.338	6.073	632	61.325	55.032	5.826	467	1.718	1.306	247	165
BARCELONA	42.943	38.620	3.883	440	42.102	37.873	3.789	440	40.985	37.035	3.624	326	1.117	838	165	114
GIRONA	8.233	7.562	590	81	8.043	7.381	581	81	7.803	7.192	550	61	240	189	31	20
LLEIDA	4.301	3.558	715	28	4.205	3.468	709	28	4.100	3.389	694	17	105	79	15	11
TARRAGONA	8.911	7.806	1.022	83	8.733	7.656	994	83	8.477	7.456	958	63	256	200	36	20
CEUTA	1.400	1.101	297	2	1.393	1.094	297	2	1.357	1.071	284	2	36	23	13	0
COMUNIDAD DE MADRID	99.286	89.093	4.984	5.209	97.416	87.403	4.807	5.206	92.309	85.992	4.557	1.760	5.107	1.411	250	3.446
COMUNIDAD VALENCIANA	53.759	46.171	7.261	327	53.098	45.643	7.129	326	51.965	44.922	6.885	158	1.133	721	244	168
ALICANTE	18.963	16.728	2.150	85	18.735	16.540	2.110	85	18.393	16.308	2.049	36	342	232	61	49
CASTELLÓN	6.405	5.449	902	54	6.302	5.365	883	54	6.150	5.272	846	32	152	93	37	22
VALENCIA	28.391	23.994	4.209	188	28.113	23.790	4.136	187	27.474	23.394	3.990	90	639	396	146	97
EXTREMADURA	22.259	19.216	2.817	226	22.116	19.099	2.791	226	21.674	18.841	2.721	112	442	258	70	114
BADAJOS	14.778	12.323	2.311	144	14.713	12.271	2.298	144	14.413	12.092	2.245	76	300	179	53	68
CÁCERES	7.481	6.893	506	82	7.418	6.843	493	82	7.276	6.764	476	36	142	79	17	46
GALICIA	43.876	40.156	3.034	686	43.430	39.775	2.970	685	42.110	39.105	2.878	127	1.320	670	92	558
A CORUÑA	17.048	15.855	935	258	16.892	15.722	912	258	16.410	15.471	882	57	482	251	30	201
LUGO	5.033	4.614	337	82	4.981	4.568	332	81	4.832	4.483	328	21	149	85	4	60
OURENSE	4.914	4.597	235	82	4.862	4.550	230	82	4.724	4.490	220	14	138	60	10	68
PONTEVEDRA	16.881	15.090	1.527	264	16.720	14.960	1.496	264	16.169	14.686	1.448	35	551	274	48	229
ISLAS BALEARES	15.252	14.306	567	379	15.031	14.098	554	379	14.566	13.809	540	217	465	289	14	162
ISLAS CANARIAS	56.384	49.841	4.920	1.623	56.071	49.591	4.857	1.623	54.583	48.369	4.734	1.480	1.488	1.222	123	143
LAS PALMAS	30.538	26.985	2.723	830	30.410	26.891	2.689	830	29.556	26.179	2.618	759	854	712	71	72
SANTA CRUZ TENERIFE	25.846	22.856	2.197	793	25.718	22.757	2.168	793	25.084	22.247	2.116	721	634	510	52	72
LA RIOJA	2.494	2.213	266	15	2.460	2.183	262	15	2.386	2.131	251	4	74	52	11	11
MELILLA	1.873	787	1.054	32	1.845	776	1.037	32	1.819	776	1.016	27	26	0	21	5
NAVARRA	7.376	6.806	489	81	7.259	6.701	477	81	7.086	6.594	451	41	173	107	26	40
PAÍS VASCO	33.024	27.594	2.701	2.729	32.796	27.430	2.638	2.728	26.650	23.824	2.526	300	6.146	3.606	112	2.428
ÁLAVA	5.099	4.235	474	390	5.067	4.213	464	390	4.064	3.581	447	36	1.003	632	17	354
GIPUZKOA	17.123	14.155	1.578	1.390	17.024	14.098	1.536	1.390	14.013	12.381	1.462	170	3.011	1.717	74	1.220
BIZKAIA	10.802	9.204	949	949	10.748	9.162	638	948	8.616	7.905	617	94	2.132	1.257	21	854
PRINCIPADO DE ASTURIAS	11.739	10.075	1.591	73	11.560	9.915	1.572	73	11.307	9.773	1.513	21	253	142	59	52
REGIÓN DE MURCIA	28.130	24.788	3.071	271	27.770	24.477	3.022	271	27.175	24.096	2.944	135	595	381	78	136
TOTAL ESPAÑA	708.026	590.506	101.558	15.962	699.665	583.548	100.169	15.948	673.458	569.840	96.860	6.758	26.207	13.708	3.309	9.190

Datos del Sistema Nacional de Garantía Juvenil

Modelo estadístico acordado en la Comisión Delegada de Seguimiento y Evaluación del Sistema Nacional de Garantía Juvenil