



MINISTERIO  
DE TRABAJO, MIGRACIONES  
Y SEGURIDAD SOCIAL

SERVICIO PÚBLICO  
DE EMPLEO ESTATAL



UNIÓN EUROPEA  
Fondo Social Europeo  
*El FSE invierte en tu futuro*

# Sistema Nacional de Garantía Juvenil

## Fichero de Inscripción



Datos a 28 DE FEBRERO DE 2019



# SISTEMA NACIONAL DE GARANTÍA JUVENIL

Datos a 28 de febrero de 2019




## Proceso de Inscripción (TABLA GENERAL)

	ESPAÑA		
	Total	Hombres	Mujeres
<b>Solicitudes</b>	<b>1.497.387</b>	<b>752.442</b>	<b>744.945</b>
Con usuario y contraseña	1.247.616	624.421	623.195
Certificado electrónico	215.729	110.407	105.322
En Papel completas y correctas	34.042	17.614	16.428
<b>Expedientes resueltos</b>	<b>1.454.334</b>	<b>729.929</b>	<b>724.405</b>
Con usuario y contraseña	1.211.261	605.489	605.772
Certificado electrónico	209.544	107.121	102.423
En Papel	33.529	17.319	16.210
% de expedientes resueltos	97%	97%	97%
<b>Inscripciones (resoluciones positivas)</b>	<b>1.401.322</b>	<b>704.154</b>	<b>697.168</b>
Con usuario y contraseña	1.182.951	591.999	590.952
Certificado electrónico	202.203	103.195	99.008
En Papel	16.168	8.960	7.208
<b>Denegaciones (resoluciones negativas)</b>	<b>53.012</b>	<b>25.775</b>	<b>27.237</b>
Con usuario y contraseña	28.310	13.490	14.820
Certificado electrónico	7.341	3.926	3.415
En Papel	17.361	8.359	9.002
<b>Servicio 060 Garantía Juvenil (Acumulado 2019)</b>	<b>6.726</b>	---	---
Llamadas atendidas - opción jóvenes	6.054	---	---
Llamadas atendidas - opción empleadores	672	---	---
Correos atendidos	0	---	---

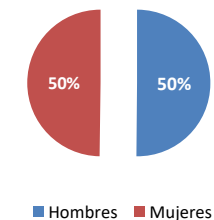
Datos del Sistema Nacional de Garantía Juvenil

Modelo estadístico acordado en la Comisión Delegada de Seguimiento y Evaluación del Sistema Nacional de Garantía Juvenil

### Por Tipo de Expediente



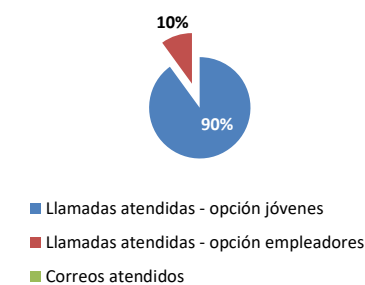
### Por Sexo



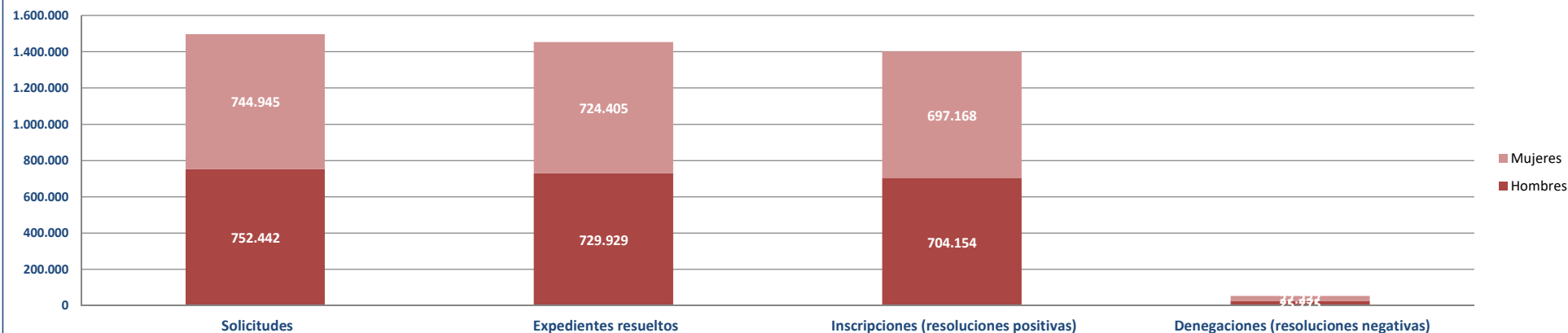
### Por Tipo de resolución



### Teléfono de Información



## Registro del Sistema



# SISTEMA NACIONAL DE GARANTÍA JUVENIL

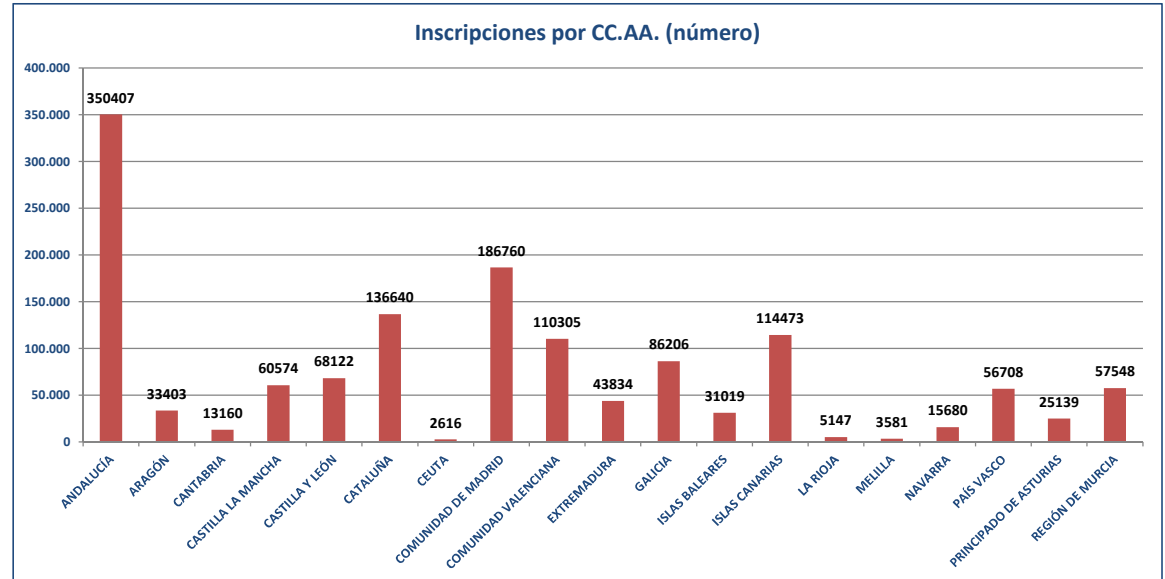
Datos a 28 de febrero de 2019



## INSCRIPCIONES

(Datos por CC.AA.)

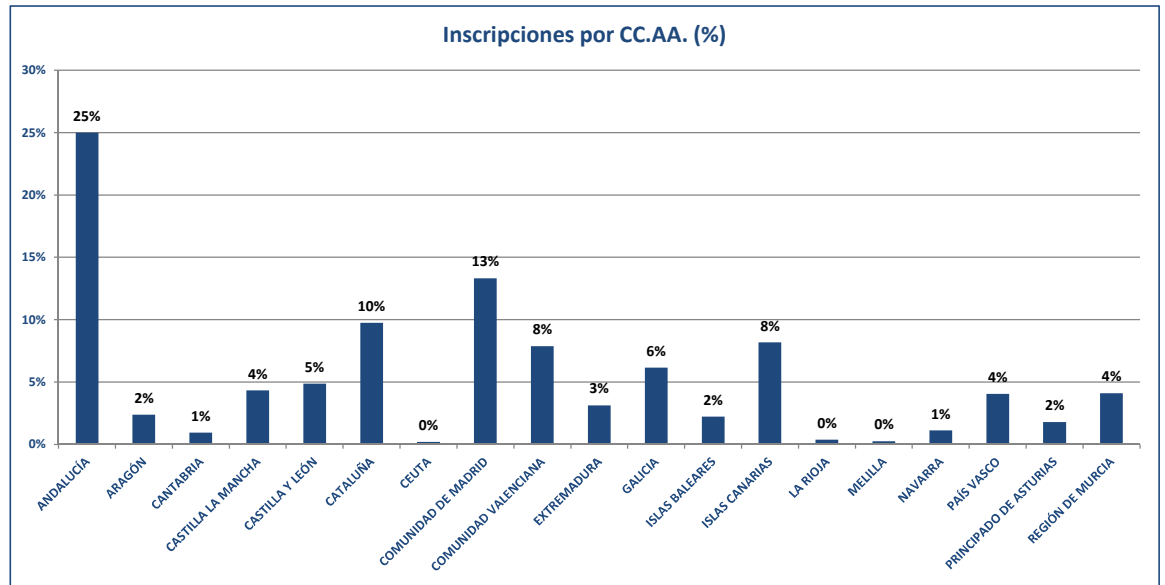
	Total		Hombres		Mujeres	
	Número	%/total	Número	%/total	Número	%/total
ANDALUCÍA	350.407	25%	170.187	24,2%	180.220	25,9%
ARAGÓN	33.403	2%	17.072	2,4%	16.331	2,3%
CANTABRIA	13.160	1%	6.886	1,0%	6.274	0,9%
CASTILLA LA MANCHA	60.574	4%	29.663	4,2%	30.911	4,4%
CASTILLA Y LEÓN	68.122	5%	34.769	4,9%	33.353	4,8%
CATALUÑA	136.640	10%	74.137	10,5%	62.503	9,0%
CEUTA	2.616	0%	1.219	0,2%	1.397	0,2%
COMUNIDAD DE MADRID	186.760	13%	93.437	13,3%	93.323	13,4%
COMUNIDAD VALENCIANA	110.305	8%	56.401	8,0%	53.904	7,7%
EXTREMADURA	43.834	3%	21.470	3,0%	22.364	3,2%
GALICIA	86.206	6%	42.713	6,1%	43.493	6,2%
ISLAS BALEARES	31.019	2%	15.587	2,2%	15.432	2,2%
ISLAS CANARIAS	114.473	8%	56.351	8,0%	58.122	8,3%
LA RIOJA	5.147	0%	2.655	0,4%	2.492	0,4%
MELILLA	3.581	0%	1.633	0,2%	1.948	0,3%
NAVARRA	15.680	1%	8.496	1,2%	7.184	1,0%
PAÍS VASCO	56.708	4%	28.791	4,1%	27.917	4,0%
PRINCIPADO DE ASTURIAS	25.139	2%	13.292	1,9%	11.847	1,7%
REGIÓN DE MURCIA	57.548	4%	29.395	4,2%	28.153	4,0%
<b>TOTAL ESPAÑA</b>	<b>1.401.322</b>	<b>100%</b>	<b>704.154</b>	<b>100%</b>	<b>697.168</b>	<b>100%</b>



## DENEGACIONES

(Datos por CC.AA.)

	Total		Hombres		Mujeres	
	Número	%/total	Número	%/total	Número	%/total
ANDALUCÍA	8.711	16%	4.548	17,6%	4.163	15,3%
ARAGÓN	2.637	5%	1.248	4,8%	1.389	5,1%
CANTABRIA	280	1%	151	0,6%	129	0,5%
CASTILLA LA MANCHA	1.499	3%	764	3,0%	735	2,7%
CASTILLA Y LEÓN	1.955	4%	976	3,8%	979	3,6%
CATALUÑA	3.919	7%	2.121	8,2%	1.798	6,6%
CEUTA	64	0%	26	0,1%	38	0,1%
COMUNIDAD DE MADRID	10.450	20%	5.167	20,0%	5.283	19,4%
COMUNIDAD VALENCIANA	2.395	5%	1.217	4,7%	1.178	4,3%
EXTREMADURA	1.036	2%	584	2,3%	452	1,7%
GALICIA	2.483	5%	1.103	4,3%	1.380	5,1%
ISLAS BALEARES	935	2%	446	1,7%	489	1,8%
ISLAS CANARIAS	2.855	5%	1.243	4,8%	1.612	5,9%
LA RIOJA	168	0%	83	0,3%	85	0,3%
MELILLA	70	0%	38	0,1%	32	0,1%
NAVARRA	373	1%	195	0,8%	178	0,7%
PAÍS VASCO	11.304	21%	4.873	18,9%	6.431	23,6%
PRINCIPADO DE ASTURIAS	537	1%	272	1,1%	265	1,0%
REGIÓN DE MURCIA	1.341	3%	720	2,8%	621	2,3%
<b>TOTAL ESPAÑA</b>	<b>53.012</b>	<b>100%</b>	<b>25.775</b>	<b>100%</b>	<b>27.237</b>	<b>100%</b>



Datos del Sistema Nacional de Garantía Juvenil

Modelo estadístico acordado en la Comisión Delegada de Seguimiento y Evaluación del Sistema Nacional de Garantía Juvenil

# SISTEMA NACIONAL DE GARANTÍA JUVENIL

Datos a 28 de febrero de 2019



## ESTADOS (TOTAL POR CC.AA, PROVINCIAS Y SEXO)

	Solicitudes			Expedientes resueltos			Inscripciones			Denegaciones		
	TOTAL	Hombres	Mujeres	TOTAL	Hombres	Mujeres	TOTAL	Hombres	Mujeres	TOTAL	Hombres	Mujeres
<b>ANDALUCÍA</b>	<b>364.951</b>	<b>177.662</b>	<b>187.289</b>	<b>359.118</b>	<b>174.735</b>	<b>184.383</b>	<b>350.407</b>	<b>170.187</b>	<b>180.220</b>	<b>8.711</b>	<b>4.548</b>	<b>4.163</b>
ALMERÍA	24.311	11.837	12.474	23.268	11.366	11.902	22.584	11.051	11.533	684	315	369
CADIZ	60.569	29.717	30.852	59.936	29.392	30.544	58.993	28.932	30.061	943	460	483
CORDOBA	40.695	19.490	21.205	40.283	19.274	21.009	39.412	18.777	20.635	871	497	374
GRANADA	43.878	21.357	22.521	43.015	20.909	22.106	41.861	20.301	21.560	1.154	608	546
HUELVA	21.936	10.857	11.079	21.630	10.706	10.924	21.069	10.401	10.668	561	305	256
JAÉN	34.155	16.143	18.012	33.833	15.968	17.865	32.740	15.377	17.363	1.093	591	502
MÁLAGA	54.571	27.102	27.469	53.309	26.477	26.832	51.954	25.774	26.180	1.355	703	652
SEVILLA	84.836	41.159	43.677	83.847	40.646	43.201	81.794	39.574	42.220	2.053	1.072	981
<b>ARAGÓN</b>	<b>37.261</b>	<b>18.984</b>	<b>18.277</b>	<b>36.040</b>	<b>18.320</b>	<b>17.720</b>	<b>33.403</b>	<b>17.072</b>	<b>16.331</b>	<b>2.637</b>	<b>1.248</b>	<b>1.389</b>
HUESCA	5.589	2.837	2.752	5.400	2.738	2.662	5.019	2.581	2.438	381	157	224
TERUEL	3.784	1.895	1.889	3.680	1.831	1.849	3.418	1.739	1.679	262	92	170
ZARAGOZA	27.888	14.252	13.636	26.962	13.753	13.209	24.966	12.752	12.214	1.996	1.001	995
<b>CANTABRIA</b>	<b>13.801</b>	<b>7.250</b>	<b>6.551</b>	<b>13.440</b>	<b>7.037</b>	<b>6.403</b>	<b>13.160</b>	<b>6.886</b>	<b>6.274</b>	<b>280</b>	<b>151</b>	<b>129</b>
<b>CASTILLA LA MANCHA</b>	<b>63.526</b>	<b>31.120</b>	<b>32.406</b>	<b>62.073</b>	<b>30.427</b>	<b>31.646</b>	<b>60.574</b>	<b>29.663</b>	<b>30.911</b>	<b>1.499</b>	<b>764</b>	<b>735</b>
ALBACETE	12.188	5.961	6.227	11.961	5.857	6.104	11.668	5.703	5.965	293	154	139
CIUDAD REAL	18.861	8.896	9.965	18.536	8.764	9.772	18.108	8.545	9.563	428	219	209
CUENCA	8.346	2.652	2.694	8.175	2.563	2.612	5.029	2.498	2.530	146	64	82
GUADALAJARA	6.635	3.250	3.385	6.375	3.120	3.255	6.171	3.012	3.159	204	108	96
TOLEDO	20.496	10.361	10.135	20.026	10.123	9.903	19.598	9.904	9.694	428	219	209
<b>CASTILLA Y LEÓN</b>	<b>71.770</b>	<b>36.625</b>	<b>35.145</b>	<b>70.077</b>	<b>35.745</b>	<b>34.332</b>	<b>68.122</b>	<b>34.769</b>	<b>33.353</b>	<b>1.955</b>	<b>976</b>	<b>979</b>
ÁVILA	3.525	1.782	1.743	3.443	1.743	1.700	3.335	1.684	1.651	108	59	49
BURGOS	10.934	5.434	5.500	10.604	5.271	5.333	10.344	5.141	5.203	260	130	130
LEÓN	12.715	6.681	6.034	12.461	6.539	5.922	12.112	6.375	5.737	349	164	185
PALENCIA	5.931	3.015	2.916	5.799	2.944	2.855	5.679	2.883	2.796	120	61	59
SALAMANCA	10.990	5.385	5.605	10.757	5.276	5.481	10.496	5.150	5.346	261	126	135
SEGOVIA	4.128	2.171	1.957	3.971	2.086	1.885	3.839	2.012	1.827	132	74	58
SORIA	2.764	1.451	1.313	2.639	1.377	1.262	2.578	1.345	1.233	61	32	29
VALLADOLID	15.864	8.163	7.701	15.545	8.000	7.545	15.023	7.737	7.286	522	263	259
ZAMORA	4.919	2.543	2.376	4.858	2.510	2.348	4.716	2.442	2.274	142	68	74
<b>CATALUÑA</b>	<b>150.556</b>	<b>82.184</b>	<b>68.372</b>	<b>140.559</b>	<b>76.258</b>	<b>64.301</b>	<b>136.640</b>	<b>74.137</b>	<b>62.503</b>	<b>3.919</b>	<b>2.121</b>	<b>1.798</b>
BARCELONA	101.456	55.808	45.648	95.314	52.190	43.124	92.661	50.723	41.938	2.653	1.467	1.186
GIROÑA	19.025	10.323	8.702	17.372	9.325	8.047	16.869	9.063	7.806	503	262	241
LLEIDA	10.002	5.394	4.608	9.216	4.932	4.284	8.958	4.782	4.176	258	150	108
TARRAGONA	20.073	10.659	9.414	18.665	9.819	8.846	18.152	9.569	8.583	513	250	263
<b>CEUTA</b>	<b>2.732</b>	<b>1.270</b>	<b>1.462</b>	<b>2.680</b>	<b>1.245</b>	<b>1.435</b>	<b>2.616</b>	<b>1.219</b>	<b>1.397</b>	<b>64</b>	<b>26</b>	<b>38</b>
<b>COMUNIDAD DE MADRID</b>	<b>205.445</b>	<b>102.561</b>	<b>102.884</b>	<b>197.210</b>	<b>98.604</b>	<b>98.606</b>	<b>186.760</b>	<b>93.437</b>	<b>93.323</b>	<b>10.450</b>	<b>5.167</b>	<b>5.283</b>
<b>COMUNIDAD VALENCIANA</b>	<b>116.149</b>	<b>59.375</b>	<b>56.774</b>	<b>112.700</b>	<b>57.618</b>	<b>55.082</b>	<b>110.305</b>	<b>56.401</b>	<b>53.904</b>	<b>2.395</b>	<b>1.217</b>	<b>1.178</b>
ALICANTE	41.563	21.520	20.043	40.256	20.806	19.450	39.527	20.436	19.091	729	370	359
CASTELLÓN	13.907	7.162	6.745	13.358	6.873	6.485	13.026	6.697	6.329	332	176	156
VALENCIA	60.679	30.693	29.986	59.089	29.941	29.148	57.752	29.268	28.484	1.337	673	664
<b>EXTREMADURA</b>	<b>45.342</b>	<b>22.291</b>	<b>23.051</b>	<b>44.870</b>	<b>22.054</b>	<b>22.816</b>	<b>43.834</b>	<b>21.470</b>	<b>22.364</b>	<b>1.036</b>	<b>584</b>	<b>452</b>
BADAJOS	29.632	14.343	15.289	29.392	14.231	15.161	28.699	13.843	14.856	693	388	305
CÁCERES	15.710	7.948	7.762	15.478	7.823	7.655	15.135	7.627	7.508	343	196	147
<b>GALICIA</b>	<b>90.522</b>	<b>44.660</b>	<b>45.862</b>	<b>88.689</b>	<b>43.816</b>	<b>44.873</b>	<b>86.206</b>	<b>42.713</b>	<b>43.493</b>	<b>2.483</b>	<b>1.103</b>	<b>1.380</b>
A CORUÑA	34.930	17.087	17.843	34.230	16.773	17.457	33.292	16.358	16.934	938	415	523
LUGO	10.299	5.064	5.235	10.035	4.931	5.104	9.766	4.814	4.952	269	117	152
OURENSE	10.296	5.162	5.134	10.070	5.057	5.013	9.807	4.937	4.870	263	120	143
PONTEVEDRA	34.997	17.347	17.650	34.356	17.057	17.299	33.341	16.604	16.737	1.015	453	562
<b>ISLAS BALEARES</b>	<b>33.004</b>	<b>16.542</b>	<b>16.462</b>	<b>31.954</b>	<b>16.033</b>	<b>15.921</b>	<b>31.019</b>	<b>15.587</b>	<b>15.432</b>	<b>935</b>	<b>446</b>	<b>489</b>
<b>ISLAS CANARIAS</b>	<b>119.143</b>	<b>58.474</b>	<b>60.669</b>	<b>117.328</b>	<b>57.594</b>	<b>59.734</b>	<b>114.473</b>	<b>56.351</b>	<b>58.122</b>	<b>2.855</b>	<b>1.243</b>	<b>1.612</b>
LAS PALMAS	64.528	31.603	32.925	63.564	31.146	32.418	61.922	30.425	31.497	1.642	721	921
SANTA CRUZ TENERIFE	54.615	26.871	27.744	53.764	26.451	27.316	52.551	25.926	26.625	1.216	525	691
<b>LA RIOJA</b>	<b>5.543</b>	<b>2.859</b>	<b>2.684</b>	<b>5.315</b>	<b>2.738</b>	<b>2.577</b>	<b>5.147</b>	<b>2.655</b>	<b>2.492</b>	<b>168</b>	<b>83</b>	<b>85</b>
<b>MELILLA</b>	<b>3.805</b>	<b>1.747</b>	<b>2.058</b>	<b>3.651</b>	<b>1.671</b>	<b>1.980</b>	<b>3.581</b>	<b>1.633</b>	<b>1.948</b>	<b>70</b>	<b>38</b>	<b>32</b>
<b>NAVARRA</b>	<b>16.746</b>	<b>9.060</b>	<b>7.686</b>	<b>16.053</b>	<b>8.691</b>	<b>7.362</b>	<b>15.680</b>	<b>8.496</b>	<b>7.184</b>	<b>373</b>	<b>195</b>	<b>178</b>
<b>PAÍS VASCO</b>	<b>69.596</b>	<b>34.523</b>	<b>35.073</b>	<b>68.012</b>	<b>33.664</b>	<b>34.348</b>	<b>66.708</b>	<b>32.791</b>	<b>33.917</b>	<b>1.304</b>	<b>632</b>	<b>671</b>
ÁLAVA	10.603	5.143	5.460	10.283	4.967	5.316	9.856	4.706	5.150	427	203	224
GIPUZKOA	36.498	18.381	18.117	35.730	17.956	17.774	35.059	17.422	17.637	671	337	334
BIZKAIA	22.495	10.999	11.496	22.011	10.753	11.258	21.803	10.663	11.130	606	292	

# SISTEMA NACIONAL DE GARANTÍA JUVENIL

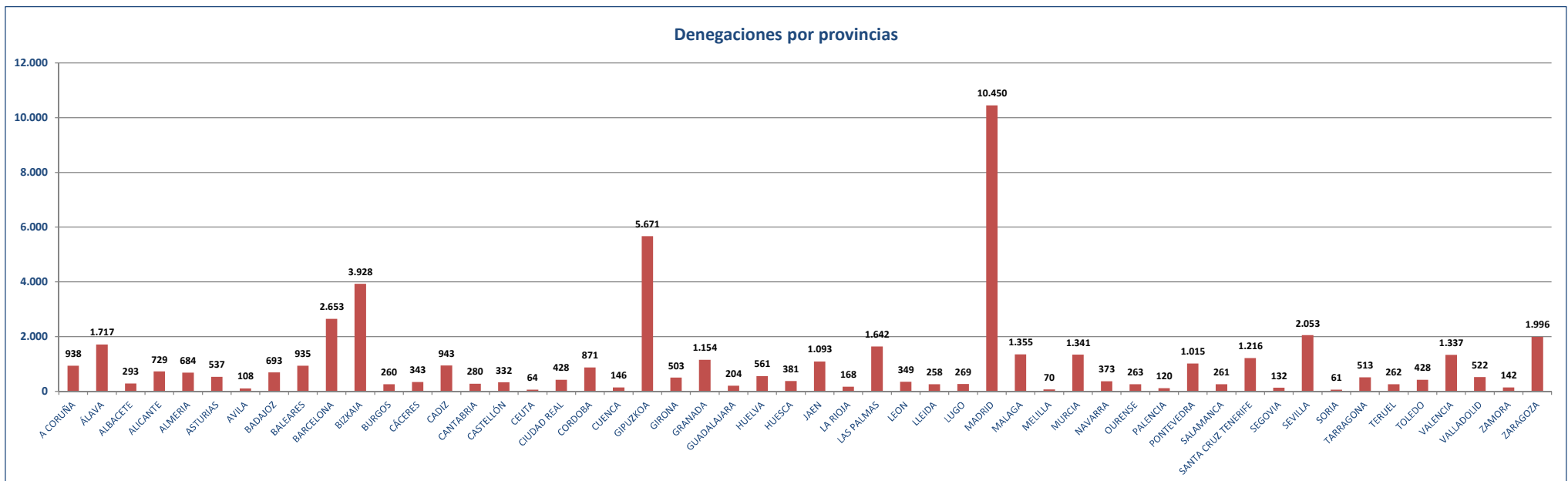
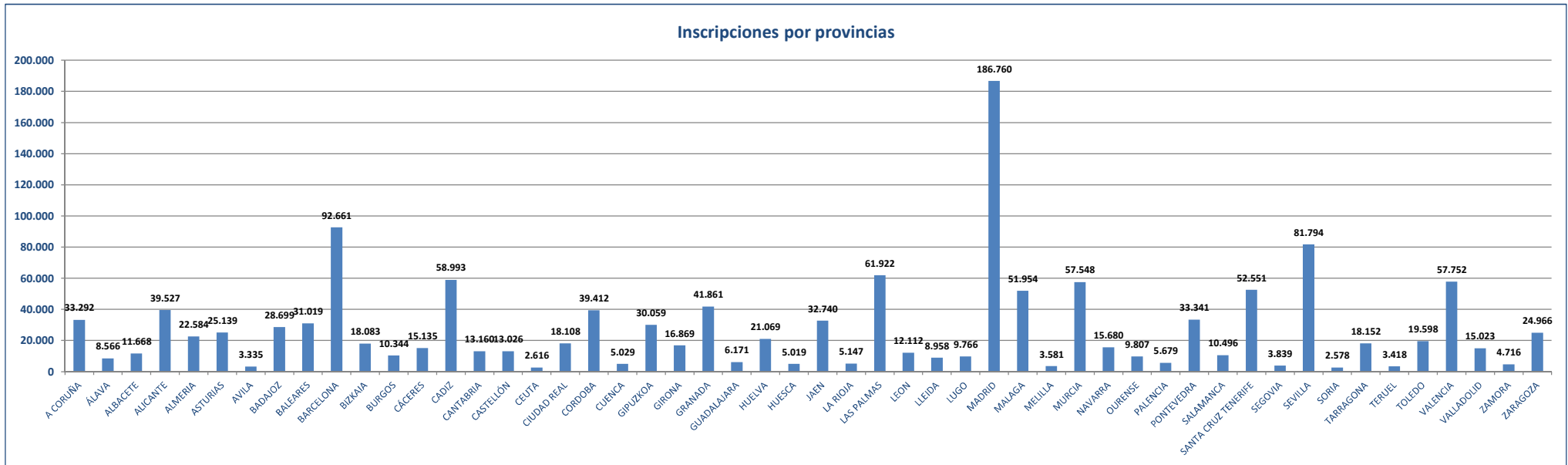
Datos a 28 de febrero de 2019



## ESTADOS (TOTAL POR CC.AA, PROVINCIAS Y TIPO DE EXPEDIENTE)

	Solicitudes				Expedientes resueltos				Inscripciones				Denegaciones			
	TOTAL	Contraseña	Certificado	En Papel	TOTAL	Contraseña	Certificado	En Papel	TOTAL	Contraseña	Certificado	En Papel	TOTAL	Contraseña	Certificado	En Papel
<b>ANDALUCÍA</b>	<b>364.951</b>	<b>253.608</b>	<b>109.778</b>	<b>1.565</b>	<b>359.118</b>	<b>249.518</b>	<b>108.057</b>	<b>1.543</b>	<b>350.407</b>	<b>244.760</b>	<b>104.388</b>	<b>1.259</b>	<b>8.711</b>	<b>4.758</b>	<b>3.669</b>	<b>284</b>
ALMERÍA	24.311	15.000	9.249	62	23.268	14.364	8.844	60	22.584	14.028	8.506	50	684	336	338	10
CADIZ	60.569	46.364	14.044	161	59.936	45.848	13.927	161	58.993	45.301	13.571	121	943	547	356	40
CÓRDOBA	40.695	26.025	14.537	133	40.283	25.749	14.409	125	39.412	25.341	13.985	86	871	408	424	39
GRANADA	43.878	26.699	17.094	85	43.015	26.173	16.758	84	41.861	25.658	16.200	56	1.154	568	558	28
HUELVA	21.936	9.992	11.831	113	21.630	9.851	11.666	113	21.069	9.671	11.299	99	561	180	367	14
JAÉN	34.155	22.221	11.818	116	33.833	21.989	11.728	116	32.740	21.406	11.246	88	1.093	583	482	28
MÁLAGA	54.571	43.255	10.944	372	53.309	42.253	10.686	370	51.954	41.358	10.270	326	1.355	895	416	41
SEVILLA	84.836	64.052	20.261	523	83.847	63.291	20.040	514	81.794	62.050	19.311	433	2.053	1.243	729	84
<b>ARAGÓN</b>	<b>37.261</b>	<b>32.877</b>	<b>2.254</b>	<b>2.130</b>	<b>36.040</b>	<b>31.812</b>	<b>2.108</b>	<b>2.120</b>	<b>33.403</b>	<b>31.268</b>	<b>2.050</b>	<b>85</b>	<b>2.637</b>	<b>544</b>	<b>58</b>	<b>2.035</b>
HUESCA	5.589	4.581	702	306	5.400	4.446	648	306	5.019	4.378	630	11	381	68	18	295
TERUEL	3.784	3.002	555	227	3.680	2.938	515	227	3.418	2.903	504	11	262	35	11	216
ZARAGOZA	27.888	25.294	997	1.597	26.962	24.430	945	1.587	24.966	23.987	916	63	1.966	443	29	1.524
<b>CANTABRIA</b>	<b>13.801</b>	<b>12.979</b>	<b>693</b>	<b>129</b>	<b>13.440</b>	<b>12.649</b>	<b>662</b>	<b>129</b>	<b>13.160</b>	<b>12.508</b>	<b>631</b>	<b>21</b>	<b>280</b>	<b>143</b>	<b>31</b>	<b>108</b>
<b>CASTILLA LA MANCHA</b>	<b>63.526</b>	<b>54.124</b>	<b>7.836</b>	<b>1.566</b>	<b>62.073</b>	<b>52.890</b>	<b>7.631</b>	<b>1.552</b>	<b>60.574</b>	<b>51.957</b>	<b>7.355</b>	<b>1.262</b>	<b>1.499</b>	<b>933</b>	<b>276</b>	<b>290</b>
ALBACETE	12.188	10.750	1.161	277	11.961	10.540	1.145	276	11.668	10.339	1.088	241	293	201	57	35
CIUDAD REAL	18.861	15.990	2.495	376	18.536	15.732	2.428	376	18.108	15.466	2.329	313	428	266	99	63
CUENCA	5.346	4.379	834	133	5.175	4.246	800	129	5.029	4.156	757	106	146	90	33	23
GUADALAJARA	6.635	5.809	578	248	6.375	5.579	550	246	6.171	5.470	537	164	204	109	13	82
TOLEDO	20.496	17.196	2.768	532	20.026	16.793	2.708	525	19.598	16.526	2.634	438	478	267	74	87
<b>CASTILLA Y LEÓN</b>	<b>71.770</b>	<b>60.617</b>	<b>8.909</b>	<b>2.244</b>	<b>70.077</b>	<b>59.186</b>	<b>8.650</b>	<b>2.241</b>	<b>68.122</b>	<b>58.161</b>	<b>8.330</b>	<b>1.631</b>	<b>1.955</b>	<b>1.025</b>	<b>320</b>	<b>610</b>
ÁVILA	3.525	2.862	524	139	3.443	2.792	513	138	3.335	2.739	494	102	108	53	19	36
BURGOS	10.934	9.537	1.205	192	10.604	9.267	1.146	191	10.344	9.117	1.108	119	260	150	38	72
LEÓN	12.715	10.607	1.706	402	12.461	10.412	1.647	402	12.112	10.245	1.578	289	349	167	69	113
PALENCIA	5.931	4.909	770	252	5.799	4.793	754	252	5.679	4.732	731	216	120	61	23	36
SALAMANCA	10.990	9.333	1.300	357	10.757	9.126	1.275	356	10.496	9.001	1.216	279	261	125	59	77
SEGOVIA	4.128	3.784	249	95	3.971	3.639	237	95	3.839	3.554	225	60	132	85	12	35
SORIA	2.764	2.498	234	32	2.639	2.384	223	32	2.578	2.336	215	27	61	48	8	5
VALLADOLID	15.864	12.960	2.280	624	15.545	12.696	2.226	623	15.023	12.424	2.156	443	522	272	70	180
ZAMORA	4.919	4.127	641	151	4.858	4.078	629	151	4.716	4.013	607	96	142	65	22	55
<b>CATALUNYA</b>	<b>150.556</b>	<b>134.192</b>	<b>14.668</b>	<b>1.696</b>	<b>140.559</b>	<b>125.107</b>	<b>13.757</b>	<b>1.695</b>	<b>136.640</b>	<b>122.159</b>	<b>13.179</b>	<b>1.302</b>	<b>3.919</b>	<b>2.948</b>	<b>578</b>	<b>393</b>
BARCELONA	101.456	90.774	9.500	1.182	95.314	85.248	8.884	1.182	92.661	83.266	8.487	908	2.653	1.982	397	1.274
GIRONA	19.025	17.370	1.453	202	17.372	15.817	1.354	201	16.869	15.424	1.299	146	503	393	55	55
LLEIDA	10.002	8.329	1.570	103	9.216	7.575	1.538	103	8.958	7.389	1.489	80	258	186	49	23
TARRAGONA	20.073	17.719	2.145	209	18.665	16.475	1.981	209	18.152	16.080	1.904	168	513	395	77	41
<b>CEUTA</b>	<b>2.732</b>	<b>2.113</b>	<b>612</b>	<b>7</b>	<b>2.680</b>	<b>2.080</b>	<b>593</b>	<b>7</b>	<b>2.616</b>	<b>2.036</b>	<b>575</b>	<b>5</b>	<b>64</b>	<b>44</b>	<b>18</b>	<b>2</b>
<b>COMUNIDAD DE MADRID</b>	<b>205.445</b>	<b>181.830</b>	<b>11.013</b>	<b>12.602</b>	<b>197.210</b>	<b>174.621</b>	<b>10.421</b>	<b>12.168</b>	<b>186.760</b>	<b>171.818</b>	<b>9.860</b>	<b>5.082</b>	<b>10.450</b>	<b>2.803</b>	<b>561</b>	<b>7.086</b>
<b>COMUNIDAD VALENCIANA</b>	<b>116.149</b>	<b>99.576</b>	<b>15.866</b>	<b>707</b>	<b>112.700</b>	<b>96.718</b>	<b>15.275</b>	<b>707</b>	<b>110.305</b>	<b>95.221</b>	<b>14.702</b>	<b>382</b>	<b>2.395</b>	<b>1.497</b>	<b>573</b>	<b>325</b>
ALICANTE	41.563	36.558	4.838	167	40.256	35.443	4.646	167	39.527	34.958	4.491	78	729	485	155	89
CASTELLÓN	13.907	11.793	1.994	120	13.358	11.332	1.906	120	13.026	11.142	1.814	70	332	190	92	50
VALENCIA	60.679	51.225	9.034	420	59.089	49.944	8.725	420	57.752	49.121	8.397	234	1.337	823	328	186
<b>EXTREMADURA</b>	<b>45.342</b>	<b>38.784</b>	<b>5.950</b>	<b>608</b>	<b>44.870</b>	<b>38.402</b>	<b>5.885</b>	<b>583</b>	<b>43.834</b>	<b>37.766</b>	<b>5.746</b>	<b>322</b>	<b>1.036</b>	<b>636</b>	<b>139</b>	<b>261</b>
BADAJOS	29.632	24.412	4.834	386	29.392	24.217	4.791	384	28.699	23.783	4.688	228	693	434	103	156
CÁCERES	15.710	14.372	1.116	222	15.478	14.185	1.094	199	15.135	13.983	1.058	94	343	202	36	105
<b>GALICIA</b>	<b>90.522</b>	<b>83.216</b>	<b>6.115</b>	<b>1.191</b>	<b>88.689</b>	<b>81.578</b>	<b>5.920</b>	<b>1.191</b>	<b>86.206</b>	<b>80.202</b>	<b>5.739</b>	<b>265</b>	<b>2.483</b>	<b>1.376</b>	<b>181</b>	<b>926</b>
A CORUÑA	34.930	32.629	1.847	454	34.230	31.998	1.778	454	33.292	31.458	1.726	108	938	540	21	346
LUGO	10.299	9.467	688	144	10.035	9.234	657	144	9.766	9.087	636	43	269	147	52	101
OURENSE	10.296	9.689	469	138	10.070	9.476	456	138	9.807	9.333	440	34	263	143	16	104
PONTEVEDRA	34.997	31.431	3.111	455	34.356	30.872	3.029	455	33.341	30.324	2.937	80	1.015	548	92	375
<b>ISLAS BALEARES</b>	<b>33.004</b>	<b>30.968</b>	<b>1.271</b>	<b>765</b>	<b>31.954</b>	<b>29.993</b>	<b>1.199</b>	<b>762</b>	<b>31.019</b>	<b>29.417</b>	<b>1.167</b>	<b>435</b>	<b>935</b>	<b>576</b>	<b>92</b>	<b>327</b>
<b>ISLAS CANARIAS</b>	<b>119.143</b>	<b>105.833</b>	<b>10.095</b>	<b>3.215</b>	<b>117.328</b>	<b>104.362</b>	<b>9.751</b>	<b>3.215</b>	<b>114.473</b>	<b>101.983</b>	<b>9.516</b>	<b>2.974</b>	<b>2.855</b>	<b>2.379</b>	<b>235</b>	<b>241</b>
LAS PALMAS	64.528	57.299	5.588	1.641	63.564	56.559	5.364	1.641	61.922	55.179	5.229	1.514	1.642	1.380	135	127
SANTA CRUZ TENERIFE	54.615	48.534	4.507	1.574	53.764	47.806	4.387	1.574	52.551	46.804	4.287	1.460	1.216	1.002	100	114
<b>LA RIOJA</b>	<b>5.543</b>	<b>4.893</b>	<b>618</b>	<b>32</b>	<b>5.315</b>	<b>4.688</b>	<b>595</b>	<b>32</b>	<b>5.147</b>	<b>4.570</b>	<b>565</b>	<b>12</b>	<b>168</b>	<b>118</b>	<b>30</b>	<b>20</b>
<b>MELILLA</b>	<b>3.805</b>	<b>1.463</b>	<b>2.291</b>	<b>51</b>	<b>3.651</b>	<b>1.415</b>	<b>2.185</b>	<b>51</b>	<b>3.581</b>	<b>1.411</b>	<b>2.129</b>	<b>41</b>	<b>70</b>	<b>4</b>	<b>56</b>	<b>10</b>
<b>NAVARRA</b>	<b>16.746</b>	<b>15.469</b>	<b>1.116</b>	<b>161</b>	<b>16.053</b>	<b>14.810</b>	<b>1.082</b>	<b>161</b>	<b>15.680</b>	<b>14.567</b>	<b>1.031</b>	<b>82</b>	<b>373</b>	<b>243</b>	<b>51</b>	<b>79</b>
<b>PAÍS VASCO</b>	<b>69.596</b>	<b>58.873</b>	<b>6.108</b>	<b>4.615</b>	<b>68.012</b>	<b>57.796</b>	<b>5.602</b>	<b>4.614</b>	<b>56.708</b>	<b>50.725</b>	<b>5.366</b>	<b>617</b>	<b>11.304</b>	<b>7.071</b>	<b>236</b>	<b>3.997</b>
ÁLAVA	10.603	8.921	1.067	615	10.283	8.690	978	615	8.566	7.558	943	65	1.717	1.132	35	550
GIPUZKOA	36.498	30.407	3.681	2.410	35.730	29.959	3.361	2.410	30.059	26.500	3.195	364	5.671	3.459	166	2.

INSCRIPCIONES Y DENEGACIONES POR PROVINCIAS



SISTEMA NACIONAL DE GARANTÍA JUVENIL

Datos a 28 de febrero de 2019



ESTADOS (HOMBRES POR CC.AA, PROVINCIAS Y TIPO DE EXPEDIENTE)

	Solicitudes				Expedientes resueltos				Inscripciones				Denegaciones			
	TOTAL	Contraseña	Certificado	En Papel	TOTAL	Contraseña	Certificado	En Papel	TOTAL	Contraseña	Certificado	En Papel	TOTAL	Contraseña	Certificado	En Papel
<b>ANDALUCÍA</b>	177.662	122.093	54.649	920	174.735	120.041	53.788	906	170.187	117.625	51.795	767	4.548	2.416	1.993	139
ALMERÍA	11.837	7.124	4.680	33	11.366	6.842	4.491	33	11.051	6.687	4.334	31	315	155	157	3
CADIZ	29.717	22.616	7.005	96	29.392	22.356	6.940	96	28.932	22.087	6.764	81	460	269	176	15
CÓRDOBA	19.490	12.407	7.005	78	19.274	12.264	6.935	75	18.777	12.041	6.683	53	497	223	252	22
GRANADA	21.357	12.828	8.483	46	20.909	12.547	8.317	45	20.301	12.263	8.008	30	608	284	309	15
HUELVA	10.857	4.862	5.926	69	10.706	4.788	5.849	69	10.401	4.695	5.645	61	305	93	204	8
JAÉN	16.143	10.329	5.750	64	15.968	10.200	5.704	64	15.377	9.891	5.436	50	591	309	268	14
MÁLAGA	27.102	21.185	5.692	225	26.477	20.704	5.550	223	25.774	20.255	5.316	203	703	449	234	20
SEVILLA	41.159	30.742	10.108	309	40.646	30.342	10.003	301	39.574	29.706	9.609	259	1.072	636	394	42
<b>ARAGÓN</b>	18.984	16.730	1.254	1.000	18.320	16.165	1.161	994	17.072	15.892	1.132	48	1.248	273	29	946
HUESCA	2.837	2.330	391	116	2.738	2.259	363	116	2.581	2.221	354	6	157	38	9	110
TERUEL	1.895	1.498	314	83	1.831	1.464	284	83	1.739	1.452	279	8	92	12	51	75
ZARAGOZA	14.252	12.902	549	801	13.753	12.444	514	795	12.752	12.219	499	34	1.001	225	151	761
<b>CANTABRIA</b>	7.250	6.828	351	71	7.037	6.633	333	71	6.886	6.556	319	11	151	77	14	60
<b>CASTILLA LA MANCHA</b>	31.120	26.342	3.989	789	30.427	25.756	3.889	782	29.663	25.312	3.737	614	764	444	152	168
ALBACETE	5.961	5.238	604	119	5.857	5.138	600	119	5.703	5.039	568	96	154	99	32	23
CIUDAD REAL	8.896	7.507	1.202	187	8.764	7.401	1.176	187	8.545	7.280	1.120	145	219	121	56	42
CUENCA	2.652	2.130	457	65	2.563	2.068	433	62	2.499	2.034	412	53	64	34	21	9
GUADALAJARA	3.250	2.834	272	144	3.120	2.719	259	142	3.012	2.669	252	91	108	50	71	51
TOLEDO	10.361	8.633	1.454	274	10.123	8.430	1.421	272	9.904	8.290	1.385	229	219	140	36	43
<b>CASTILLA Y LEÓN</b>	36.625	30.809	4.690	1.126	35.745	30.070	4.551	1.124	34.769	29.549	4.382	838	976	521	169	286
ÁVILA	1.782	1.439	270	73	1.743	1.409	261	73	1.684	1.378	255	51	59	31	6	22
BURGOS	5.434	4.724	606	104	5.271	4.590	578	103	5.141	4.518	559	64	130	72	19	39
LEÓN	6.681	5.628	864	189	6.539	5.519	831	189	6.375	5.433	803	139	164	86	28	50
PALENCIA	3.015	2.460	420	135	2.944	2.398	411	135	2.883	2.365	400	118	61	33	11	17
SALAMANCA	5.385	4.586	622	177	5.276	4.489	610	177	5.150	4.428	580	142	126	61	30	35
SEGOVIA	2.171	1.986	136	49	2.086	1.906	131	49	2.012	1.857	122	33	74	49	9	16
SORIA	1.451	1.306	126	19	1.377	1.239	119	19	1.345	1.214	115	16	32	25	4	3
VALLADOLID	8.163	6.553	1.303	307	8.000	6.418	1.276	306	7.737	6.284	1.231	222	263	134	45	84
ZAMORA	2.543	2.127	343	73	2.510	2.103	334	73	2.442	2.072	317	53	68	31	17	20
<b>CATALUÑA</b>	82.184	72.887	8.196	1.101	76.258	67.488	7.670	1.100	74.137	65.920	7.348	869	2.121	1.568	322	231
BARCELONA	55.808	49.592	5.447	769	52.190	46.328	5.093	769	50.723	45.247	4.868	608	1.467	1.081	225	161
GIRONA	10.323	9.379	819	125	9.325	8.439	762	124	9.063	8.239	737	87	262	200	25	37
LLEIDA	5.394	4.485	835	74	4.932	4.047	811	74	4.782	3.940	780	62	150	107	31	12
TARRAGONA	10.659	9.431	1.095	133	9.819	8.682	1.004	133	9.569	8.494	963	112	250	188	41	21
<b>CEUTA</b>	1.270	977	288	5	1.245	962	278	5	1.219	943	273	3	26	19	5	2
<b>COMUNIDAD DE MADRID</b>	102.561	90.091	5.745	6.725	98.604	86.699	5.427	6.478	93.437	85.390	5.140	2.907	5.167	1.309	287	3.571
<b>COMUNIDAD VALENCIANA</b>	59.375	50.663	8.326	386	57.618	49.204	8.028	386	56.401	48.466	7.711	224	1.217	738	317	162
ALICANTE	21.520	18.824	2.612	84	20.806	18.215	2.507	84	20.436	17.976	2.418	42	370	239	89	42
CASTELLÓN	7.162	6.028	1.066	68	6.873	5.784	1.021	68	6.697	5.691	967	39	176	93	54	29
VALENCIA	30.693	25.811	4.648	234	29.941	25.206	4.501	234	29.768	24.799	4.326	143	673	407	175	91
<b>EXTREMADURA</b>	22.291	18.927	3.002	362	22.054	18.736	2.972	346	21.470	18.367	2.904	199	584	369	68	147
BADAJOS	14.343	11.691	2.417	235	14.231	11.600	2.396	235	13.843	11.351	2.345	147	388	249	51	88
CÁCERES	7.948	7.236	585	127	7.823	7.136	576	111	7.627	7.016	559	52	196	120	17	59
<b>GALICIA</b>	44.660	41.122	3.013	525	43.816	40.366	2.925	525	42.713	39.736	2.838	139	1.103	630	87	386
A CORUÑA	17.087	15.991	895	201	16.773	15.709	863	201	16.358	15.464	841	53	415	245	22	148
LUGO	5.064	4.663	339	62	4.931	4.546	323	62	4.814	4.487	306	21	117	59	17	41
OURENSE	5.162	4.876	229	57	5.057	4.777	223	57	4.937	4.700	217	20	120	77	6	37
PONTEVEDRA	17.347	15.592	1.550	205	17.057	15.336	1.516	205	16.604	15.085	1.474	45	453	251	42	160
<b>ISLAS BALEARES</b>	16.542	15.468	681	393	16.033	15.000	642	391	15.587	14.740	624	223	446	260	48	168
<b>ISLAS CANARIAS</b>	58.474	51.781	5.079	1.614	57.594	51.092	4.888	1.614	56.351	50.070	4.774	1.507	1.243	1.022	114	107
LAS PALMAS	31.603	27.965	2.815	823	31.146	27.629	2.694	823	30.425	27.033	2.629	763	721	596	65	60
SANTA CRUZ TENERIFE	26.871	23.816	2.264	791	26.451	23.466	2.194	791	25.926	23.037	2.145	744	525	429	49	47
<b>LA RIOJA</b>	2.859	2.500	344	15	2.738	2.394	329	15	2.655	2.340	309	6	83	54	20	9
<b>MELILLA</b>	1.747	645	1.081	21	1.671	614	1.036	21	1.633	612	1.005	16	38	2	31	5
<b>NAVARRA</b>	9.060	8.361	619	80	8.691	8.008	603	80	8.496	7.877	578	41	195	131	25	39
<b>PAÍS VASCO</b>	34.523	29.105	3.356	2.062	33.664	28.546	3.056	2.062	28.791	25.535	2.939	317	4.873	3.011	117	1.745
ÁLAVA	5.143	4.312	586	245	4.967	4.187	535	245	4.306	3.760	517	29	661	427	18	216
GIPUZKOA	18.381	15.204	2.068	1.109	17.956	14.974	1.873	1.109	15.422	13.441	1.788	193	2.534	1.533	85	916
BIZKAIA	10.999	9.589	702	708	10.753	9.397	648	708	9.063	8.334	634	95	1.690	1.063	14	613
<b>PRINCIPADO DE ASTURIAS</b>	13.972	11.798	2.080	94	13.564	11.435	2.035	94	13.292	11.277	1.976	39	272	158	59	55
<b>REGIÓN DE MURCIA</b>	31.283	27.294	3.664	325	30.115	26.280	3.510	325	29.395	25.792	3.411	192	720	488	99	133
<b>TOTAL ESPAÑA</b>	<b>752.442</b>	<b>624.421</b>	<b>110.407</b>	<b>17.614</b>	<b>729.929</b>	<b>605.489</b>	<b>107.121</b>	<b>17.319</b>	<b>704.154</b>	<b>591.999</b>	<b>103.195</b>	<b>8.960</b>	<b>25.775</b>	<b>13.490</b>	<b>3.926</b>	<b>8.359</b>

Datos del Sistema Nacional de Garantía Juvenil

Modelo estadístico acordado en la Comisión Delegada de Seguimiento y Evaluación del Sistema Nacional de Garantía Juvenil



SISTEMA NACIONAL DE GARANTÍA JUVENIL

Datos a 28 de febrero de 2019



ESTADOS (MUJERES POR CC.AA, PROVINCIAS Y TIPO DE EXPEDIENTE)

	Solicitudes				Expedientes resueltos				Inscripciones				Denegaciones			
	TOTAL	Contraseña	Certificado	En Papel	TOTAL	Contraseña	Certificado	En Papel	TOTAL	Contraseña	Certificado	En Papel	TOTAL	Contraseña	Certificado	En Papel
<b>ANDALUCÍA</b>	187.289	131.515	55.129	645	184.383	129.477	54.269	637	180.220	127.135	52.593	492	4.163	2.342	1.676	145
ALMERÍA	12.474	7.876	4.569	29	11.902	7.522	4.353	27	11.533	7.341	4.172	20	369	181	181	7
CADIZ	30.852	23.748	7.039	65	30.544	23.492	6.987	65	30.061	23.214	6.807	40	483	278	180	25
CÓRDOBA	21.205	13.618	7.532	55	21.009	13.485	7.474	50	20.635	13.300	7.302	33	374	185	172	17
GRANADA	22.521	13.871	8.611	39	22.106	13.626	8.441	39	21.560	13.342	8.192	26	546	284	249	13
HUELVA	11.079	5.130	5.905	44	10.924	5.063	5.817	44	10.668	4.976	5.654	38	256	87	163	6
JAÉN	18.012	11.892	6.068	52	17.865	11.789	6.024	52	17.363	11.515	5.810	38	502	274	214	14
MÁLAGA	27.469	22.070	5.252	147	26.832	21.549	5.136	147	26.180	21.103	4.954	123	652	446	182	24
SEVILLA	43.671	33.310	10.153	214	43.201	32.951	10.037	213	42.220	32.344	9.702	174	981	607	335	39
<b>ARAGÓN</b>	18.277	16.147	1.000	1.130	17.720	15.647	947	1.126	16.331	15.376	918	37	1.389	271	29	1.089
HUESCA	2.752	2.251	311	190	2.662	2.187	285	190	2.438	2.157	276	5	224	30	9	185
TERUEL	1.889	1.504	241	144	1.849	1.474	231	144	1.679	1.451	225	3	170	23	6	141
ZARAGOZA	13.636	12.392	448	796	13.209	11.986	431	792	12.214	11.768	417	29	995	218	14	763
<b>CANTABRIA</b>	6.551	6.151	342	58	6.403	6.016	329	58	6.274	5.952	312	10	129	64	17	48
<b>CASTILLA LA MANCHA</b>	32.406	27.782	3.847	777	31.646	27.134	3.742	770	30.911	26.645	3.618	648	735	489	124	122
ALBACETE	6.227	5.512	557	158	6.104	5.402	545	157	5.965	5.300	520	145	139	102	25	12
CIUDAD REAL	9.965	8.483	1.293	189	9.772	8.331	1.252	189	9.563	8.186	1.209	168	209	145	43	21
CUENCA	2.694	2.249	377	68	2.612	2.178	367	67	2.530	2.122	355	53	82	56	1	14
GUADALAJARA	3.385	2.975	306	104	3.255	2.860	291	104	3.159	2.801	285	73	96	59	6	31
TOLEDO	10.135	8.563	1.314	258	9.903	8.363	1.287	253	9.694	8.236	1.249	209	209	127	38	44
<b>CASTILLA Y LEÓN</b>	35.145	29.808	4.219	1.118	34.332	29.116	4.099	1.117	33.353	28.612	3.948	793	979	504	151	324
ÁVILA	1.743	1.423	254	66	1.700	1.383	252	65	1.651	1.361	239	62	49	22	13	14
BURGOS	5.500	4.813	599	88	5.333	4.677	568	88	5.203	4.599	549	55	130	78	19	33
LEÓN	6.034	4.979	842	213	5.922	4.893	816	213	5.737	4.812	775	150	185	81	14	63
PALENCIA	2.916	2.449	350	117	2.855	2.395	343	117	2.796	2.367	331	98	59	28	12	19
SALAMANCA	5.605	4.747	678	180	5.481	4.637	665	179	5.346	4.573	636	137	135	64	29	42
SEGOVIA	1.957	1.798	113	46	1.885	1.733	106	46	1.827	1.697	103	27	58	36	3	19
SORIA	1.313	1.192	108	13	1.262	1.145	104	13	1.233	1.122	100	11	29	23	4	2
VALLADOLID	7.701	6.407	977	317	7.545	6.278	950	317	7.286	6.140	925	221	259	138	25	96
ZAMORA	2.376	2.000	298	78	2.348	1.975	295	78	2.274	1.941	290	43	74	34	5	35
<b>CATALUÑA</b>	68.372	61.305	6.472	595	64.301	57.619	6.087	595	62.503	56.239	5.831	433	1.798	1.380	256	162
BARCELONA	45.648	41.182	4.053	413	43.124	38.920	3.791	413	41.938	38.019	3.619	300	1.186	901	172	113
GIRONA	8.702	7.991	634	77	8.047	7.378	592	77	7.806	7.185	562	59	241	193	30	18
LLEIDA	4.608	3.844	735	29	4.284	3.528	727	29	4.176	3.449	709	18	108	79	18	11
TARRAGONA	9.414	8.288	1.050	76	8.846	7.793	977	76	8.583	7.586	941	56	263	207	36	20
<b>CEUTA</b>	1.462	1.136	324	2	1.435	1.118	315	2	1.397	1.093	302	2	38	25	13	0
<b>COMUNIDAD DE MADRID</b>	102.884	91.739	5.268	5.877	98.606	87.922	4.994	5.690	93.323	86.428	4.720	2.175	5.283	1.494	274	3.515
<b>COMUNIDAD VALENCIANA</b>	56.774	48.913	7.540	321	55.082	47.514	7.247	321	53.904	46.755	6.991	158	1.178	759	256	163
ALICANTE	20.043	17.734	2.226	83	19.450	17.228	2.139	83	19.091	16.982	2.073	36	359	246	66	47
CASTELLÓN	6.745	5.765	928	52	6.485	5.548	885	52	6.329	5.451	847	31	156	97	38	24
VALENCIA	29.986	25.414	4.386	186	29.148	24.738	4.224	186	28.484	24.322	4.071	91	664	416	153	95
<b>EXTREMADURA</b>	23.051	19.666	2.948	246	22.816	19.666	2.913	237	22.364	19.399	2.842	123	452	267	71	114
BADAJOS	15.289	12.721	2.417	151	15.161	12.617	2.395	149	14.856	12.432	2.343	81	305	185	52	68
CÁCERES	7.762	7.136	531	95	7.655	7.049	518	88	7.508	6.967	499	42	147	82	19	46
<b>GALICIA</b>	45.862	42.094	3.102	666	44.873	41.212	2.995	666	43.493	40.466	2.901	126	1.380	746	94	540
A CORUÑA	17.843	16.638	952	253	17.457	16.289	915	253	16.934	15.994	885	55	523	295	30	198
LUGO	5.235	4.804	349	82	5.104	4.688	334	82	4.952	4.600	330	22	152	88	4	60
OURENSE	5.134	4.813	240	81	5.013	4.699	233	81	4.870	4.633	223	14	143	66	10	67
PONTEVEDRA	17.650	15.839	1.561	250	17.299	15.536	1.513	250	16.737	15.239	1.463	35	562	297	50	215
<b>ISLAS BALEARES</b>	16.462	15.500	590	372	15.921	14.993	557	371	15.432	14.677	543	212	489	316	14	159
<b>ISLAS CANARIAS</b>	60.669	54.052	5.016	1.601	59.734	53.270	4.863	1.601	58.122	51.913	4.742	1.467	1.612	1.357	121	134
LAS PALMAS	32.925	29.334	2.773	818	32.418	28.930	2.670	818	31.497	28.146	2.600	751	921	784	70	67
SANTA CRUZ TENERIFE	27.744	24.718	2.243	783	27.316	24.340	2.193	783	26.625	23.767	2.142	716	691	573	51	67
<b>LA RIOJA</b>	2.684	2.393	274	17	2.577	2.294	266	17	2.492	2.230	256	6	85	64	10	11
<b>MELILLA</b>	2.058	818	1.210	30	1.980	801	1.149	30	1.948	799	1.124	25	32	2	25	5
<b>NAVARRA</b>	7.686	7.108	497	81	7.362	6.802	479	81	7.184	6.690	453	41	178	112	26	40
<b>PAÍS VASCO</b>	35.073	29.768	2.752	2.553	34.348	29.250	2.546	2.552	27.917	25.190	2.427	300	6.431	4.060	119	2.252
ÁLAVA	5.460	4.609	481	370	5.316	4.503	443	370	4.260	3.798	426	36	1.056	705	17	334
GIPUZKOA	18.117	15.203	1.613	1.301	17.774	14.985	1.488	1.301	14.637	13.059	1.407	171	3.137	1.926	81	1.130
BIZKAIA	11.496	9.956	658	882	11.258	9.762	615	881	9.020	8.333	594	93	2.238	1.429	21	788
<b>PRINCIPADO DE ASTURIAS</b>	12.449	10.728	1.649	72	12.112	10.425	1.615	72	11.847	10.270	1.556	21	265	155	59	51
<b>REGIÓN DE MURCIA</b>	29.791	26.381	3.143	267	28.774	25.496	3.011	267	28.153	25.083	2.931	139	621	413	80	128
<b>TOTAL ESPAÑA</b>	744.945	623.195	105.322	16.428	724.405	605.772	102.423	16.210	697.168	590.952	99.008	7.208	27.237	14.820	3.415	9.002

Datos del Sistema Nacional de Garantía Juvenil  
Modelo estadístico acordado en la Comisión Delegada de Seguimiento y Evaluación del Sistema Nacional de Garantía Juvenil