

1. RESUMEN DE LOS ULTIMOS SEIS AÑOS

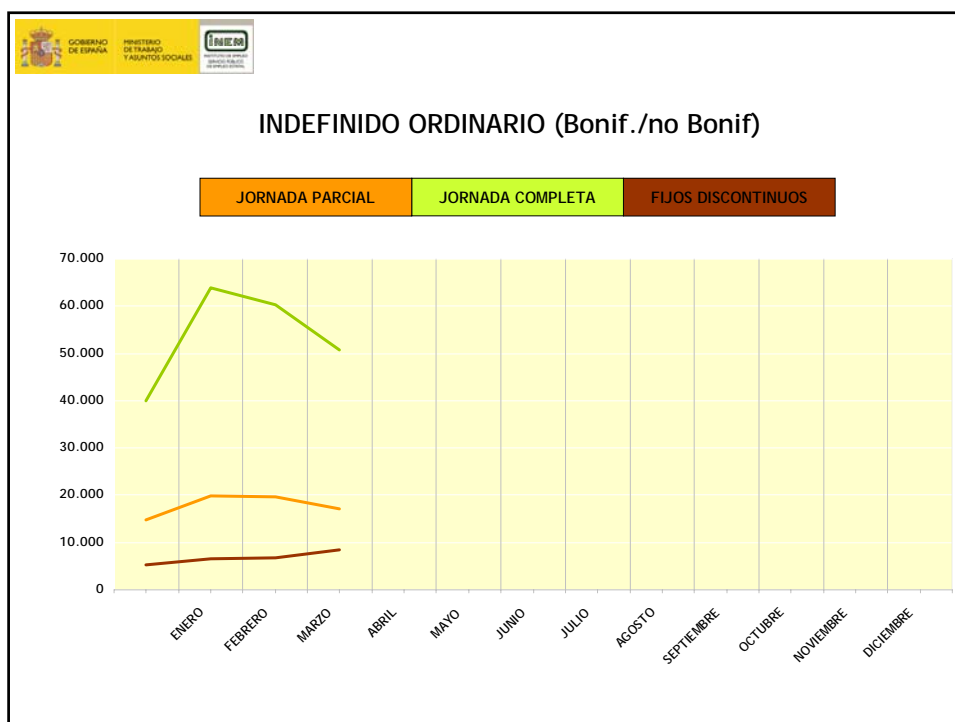
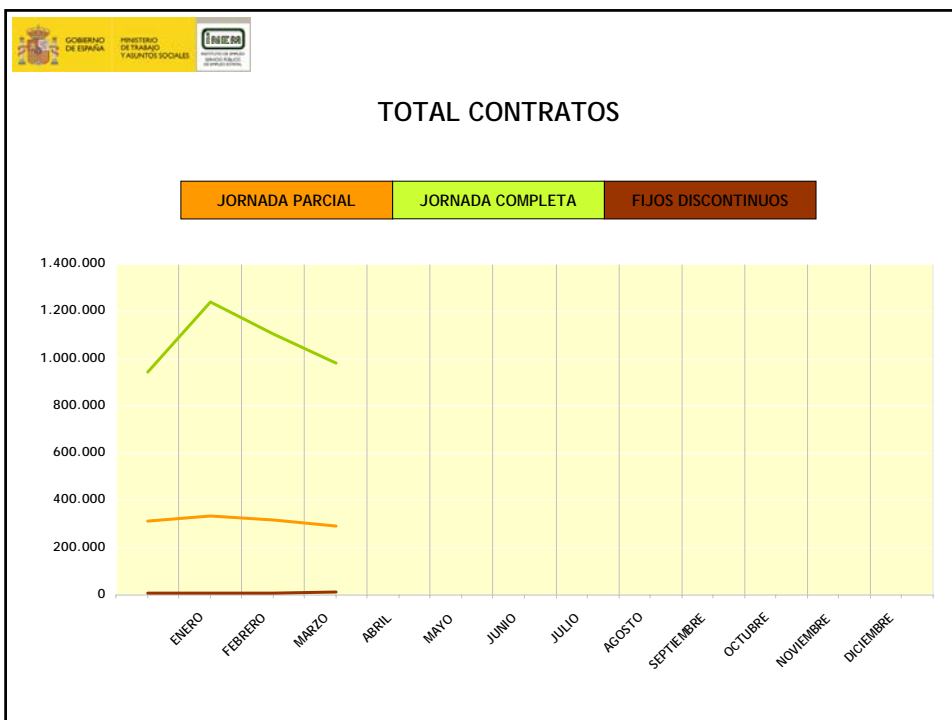
| MODALIDAD DE CONTRATACION | 2002 | 2003 | 2004 | 2005 | 2006 | 2007 |
|--|------------|------------|------------|------------|------------|------------|
| INDEFINIDO ORDINARIO (Bonif./no Bonif.) | 434.341 | 423.732 | 491.648 | 547.449 | 665.200 | 989.589 |
| INDEFINIDO FOMENTO DE LA CONTRATACIÓN INDEFINIDA | 300.513 | 283.934 | 305.129 | 285.285 | 350.763 | 315.489 |
| MINUSVÁLIDOS | 8.352 | 8.279 | 9.497 | 10.021 | 11.797 | 13.096 |
| OBRA O SERVICIO | 5.058.733 | 5.323.303 | 6.057.836 | 6.401.169 | 6.841.222 | 6.863.482 |
| EVENTUAL CIRCUNSTANCIAS DE LA PRODUCCIÓN | 6.233.171 | 6.466.845 | 7.117.436 | 7.487.659 | 7.732.664 | 7.673.381 |
| INTERINIDAD | 1.003.414 | 1.067.405 | 1.234.104 | 1.314.449 | 1.373.861 | 1.491.771 |
| TEMPORAL MINUSVÁLIDOS | 9.181 | 9.567 | 11.093 | 12.646 | 14.775 | 16.739 |
| TEMPORAL DE INSERCIÓN | 52.724 | 89.247 | 67.523 | 4.969 | 459 | - |
| RELEVO | 7.312 | 10.766 | 16.030 | 22.751 | 30.206 | 34.618 |
| JUBILACIÓN PARCIAL | 6.806 | 10.327 | 15.780 | 21.232 | 27.354 | 29.445 |
| SUSTITUCIÓN JUBILACIÓN 64 AÑOS | 1.497 | 1.135 | 1.684 | 1.697 | 1.608 | 1.978 |
| PRÁCTICAS | 78.195 | 76.471 | 85.845 | 85.577 | 90.461 | 81.017 |
| FORMACIÓN | 126.568 | 125.774 | 126.534 | 120.584 | 117.654 | 109.407 |
| OTROS CONTRATOS | 318.687 | 217.455 | 197.201 | 149.394 | 119.263 | 99.886 |
| TOTAL CONTRATOS INICIALES | 13.639.494 | 14.114.240 | 15.737.340 | 16.464.882 | 17.377.287 | 17.719.898 |
| CONTRATOS CONVERTIDOS EN INDEFINIDOS | 539.754 | 553.823 | 613.444 | 700.083 | 1.149.485 | 902.210 |
| ADSCRIPCIONES EN COLABORACION SOCIAL | 6.473 | 5.070 | 4.075 | 4.559 | 4.954 | 4.696 |
| T O T A L | 14.185.721 | 14.673.133 | 16.354.859 | 17.169.524 | 18.531.726 | 18.626.804 |

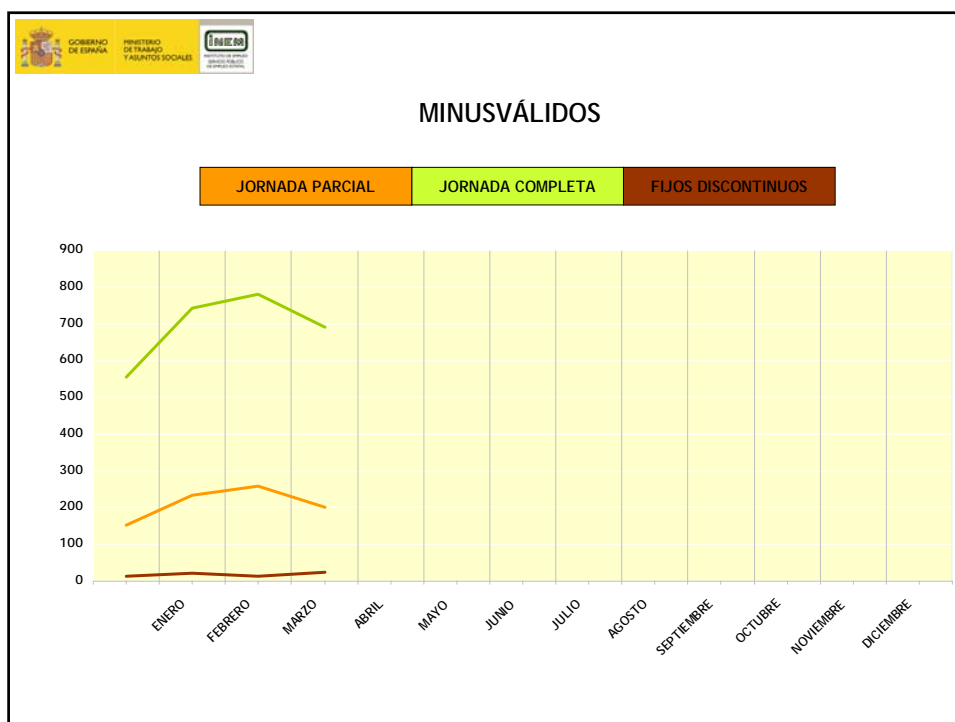
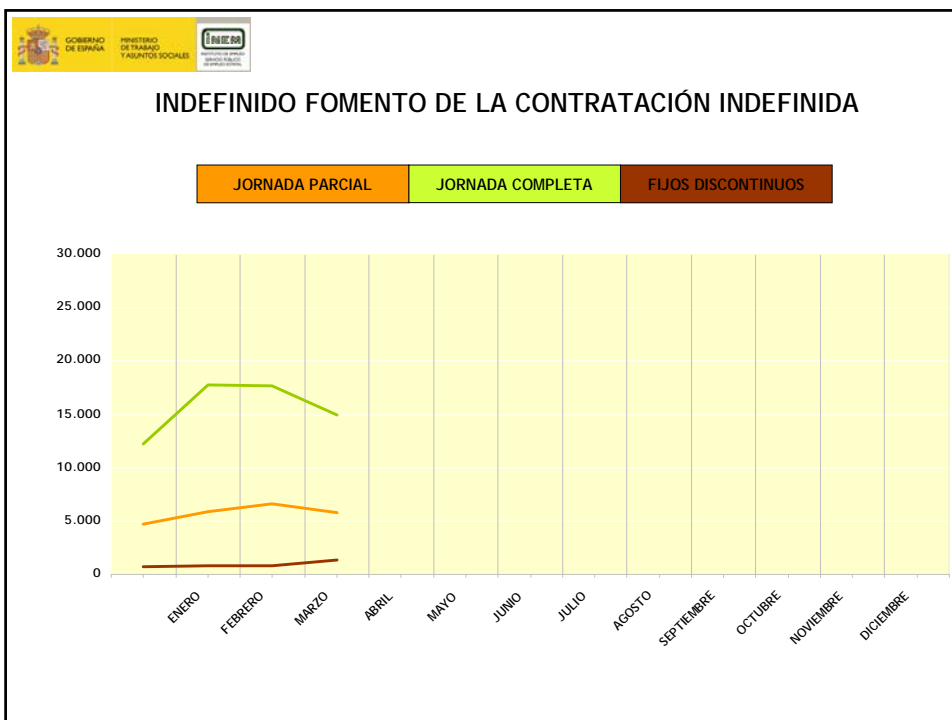
2. RESUMEN DE LOS MESES DEL AÑO POR TIPO DE CONTRATO (DATOS DEL MES)

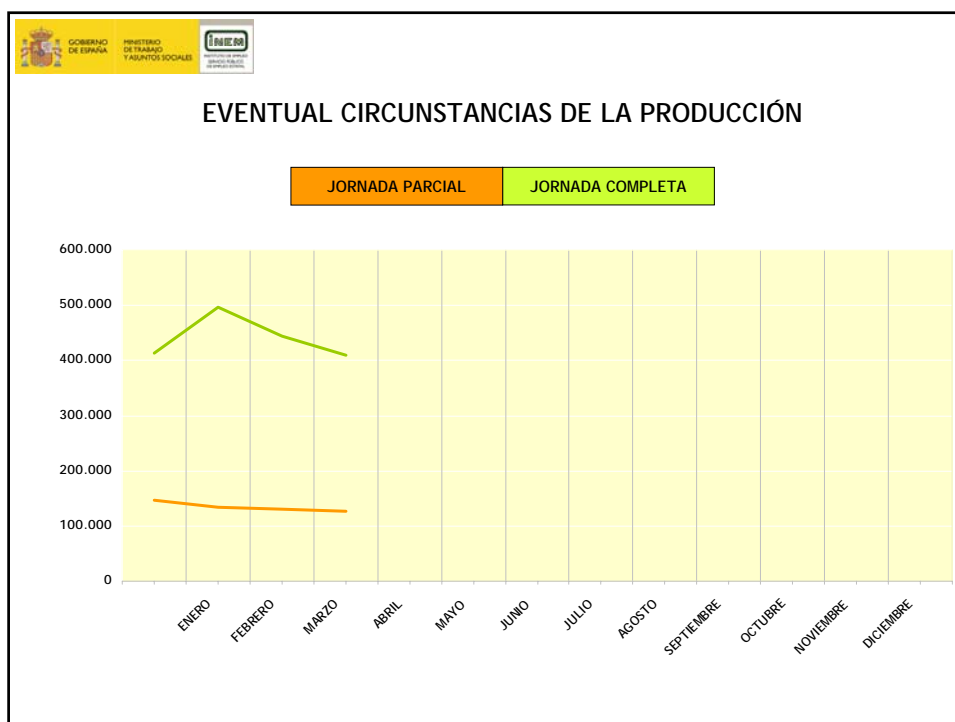
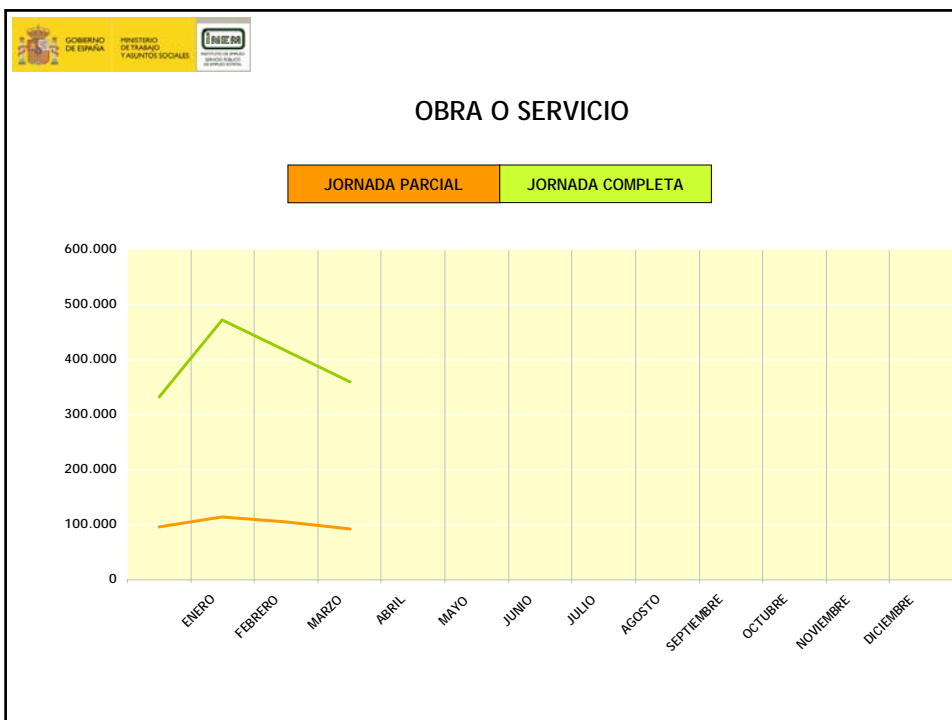
| TIPO DE CONTRATO | ENERO | FEBRERO | MARZO | ABRIL | MAYO | JUNIO |
|--|------------------|------------------|------------------|--------------|-------------|--------------|
| INDEFINIDO ORDINARIO (Bonif./No Bonif.) | 90.308 | 86.820 | 76.356 | | | |
| BONIFICADO | 8.811 | 9.143 | 7.746 | | | |
| NO BONIFICADO | 81.497 | 77.677 | 68.610 | | | |
| INDEFINIDO FOMENTO DE LA CONTRATACIÓN INDEFINIDA | 24.476 | 25.108 | 22.117 | | | |
| BONIFICADO | 20.482 | 21.482 | 18.556 | | | |
| NO BONIFICADO | 3.994 | 3.626 | 3.561 | | | |
| MINUSVÁLIDOS | 1.000 | 1.052 | 918 | | | |
| MINUSVÁLIDOS (sólo bonificados) | 199 | 225 | 187 | | | |
| MINUSVÁLIDOS F.C.I | 801 | 827 | 731 | | | |
| TOTAL CONTRATOS INDEFINIDOS | 115.784 | 112.980 | 99.391 | | | |
| OBRA O SERVICIO | 587.227 | 522.002 | 452.691 | | | |
| EVENTUAL CIRCUNSTANCIAS DE LA PRODUCCIÓN | 630.460 | 574.516 | 536.336 | | | |
| INTERINIDAD | 133.460 | 117.738 | 106.516 | | | |
| TEMPORAL MINUSVÁLIDOS | 1.429 | 1.519 | 1.371 | | | |
| SUSTITUCIÓN POR JUBILACIÓN 64 AÑOS | 186 | 181 | 165 | | | |
| RELEVO | 3.419 | 3.189 | 2.789 | | | |
| JUBILACIÓN PARCIAL | 3.024 | 2.732 | 2.471 | | | |
| PRÁCTICAS | 6.756 | 5.585 | 4.474 | | | |
| FORMACIÓN | 10.948 | 6.594 | 4.914 | | | |
| OTROS CONTRATOS | 7.688 | 7.111 | 5.784 | | | |
| TOTAL CONTRATOS TEMPORALES | 1.384.597 | 1.241.167 | 1.117.511 | | | |
| TOTAL CONTRATOS INICIALES | 1.500.381 | 1.354.147 | 1.216.902 | | | |
| CONTRATOS CONVERTIDOS EN INDEFINIDOS | 80.979 | 73.155 | 68.742 | | | |
| ADSCRIPCIONES EN COLABORACIÓN SOCIAL | 622 | 319 | 301 | | | |
| TOTAL CONTRATOS Y ADSCRIPCIONES | 1.581.982 | 1.427.621 | 1.285.945 | | | |

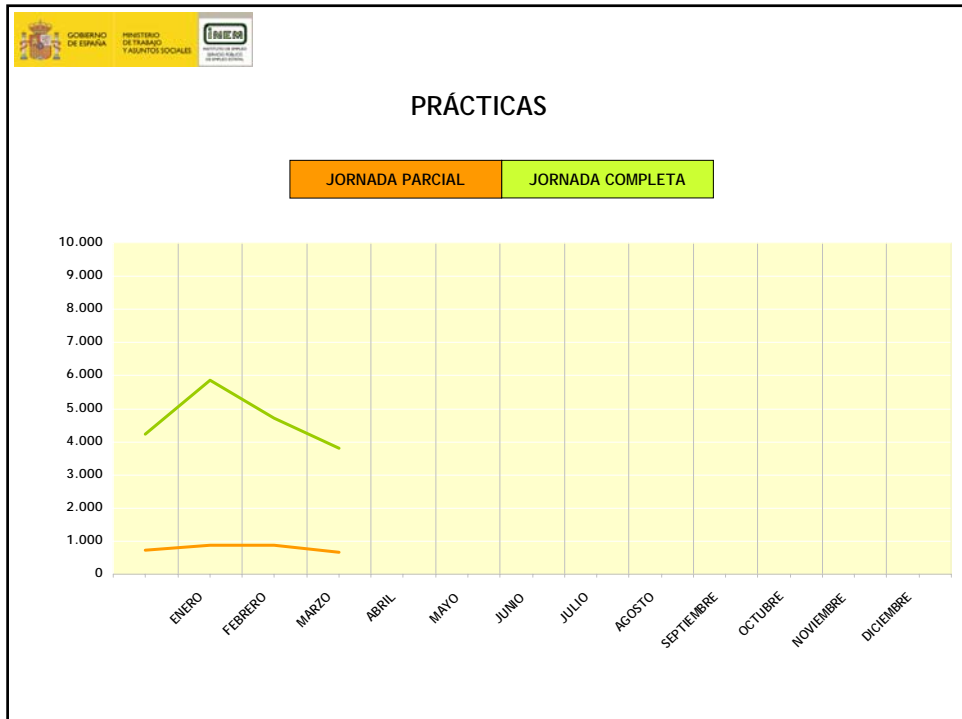
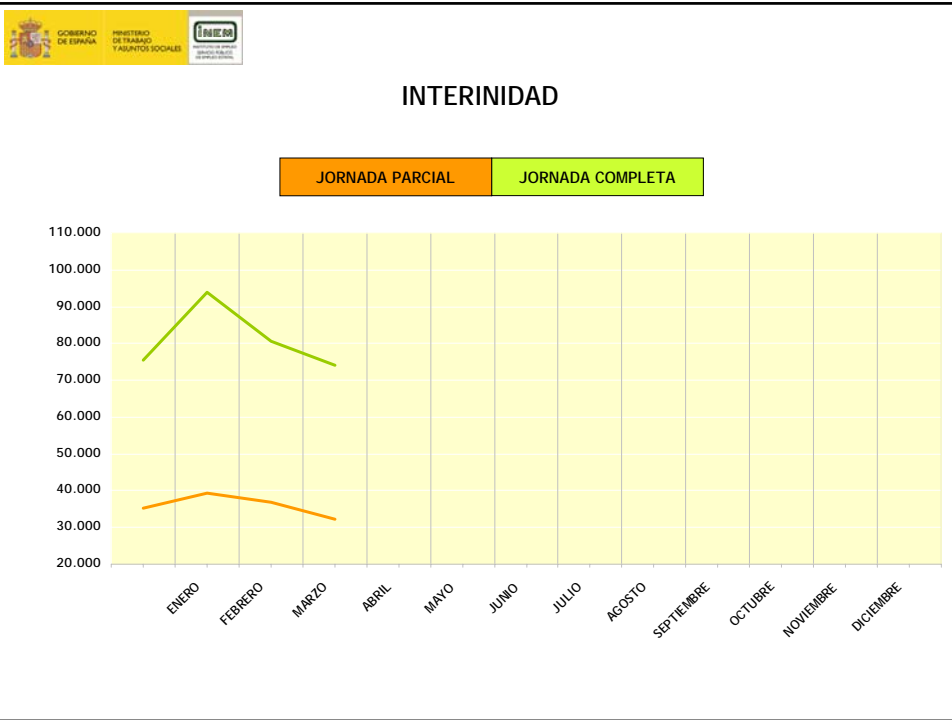
2. RESUMEN DE LOS MESES DEL AÑO POR TIPO DE CONTRATO (DATOS DEL MES)

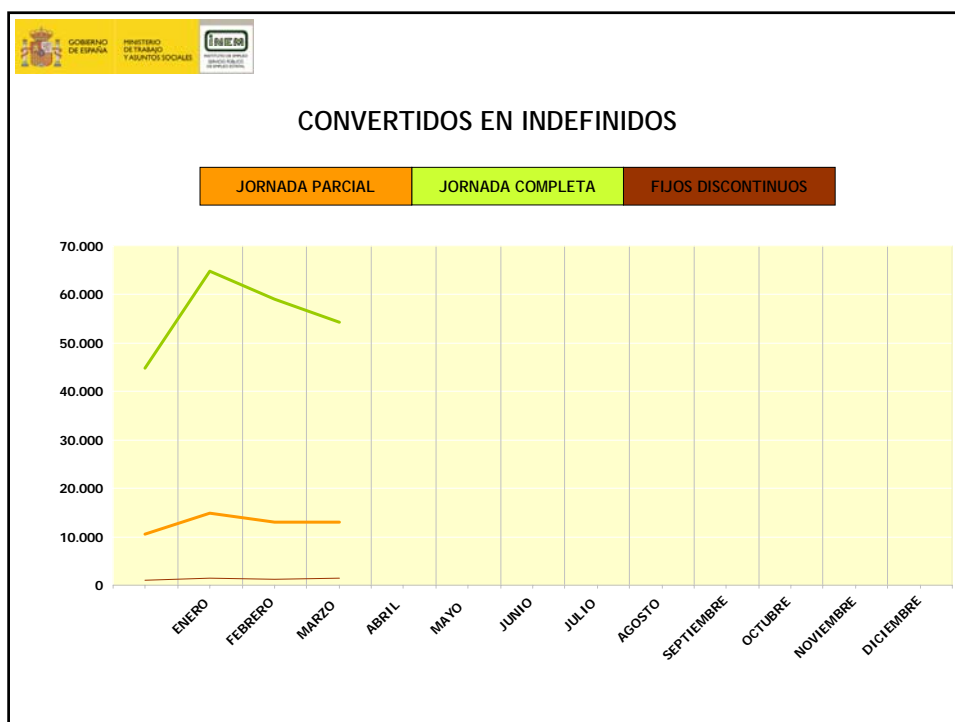
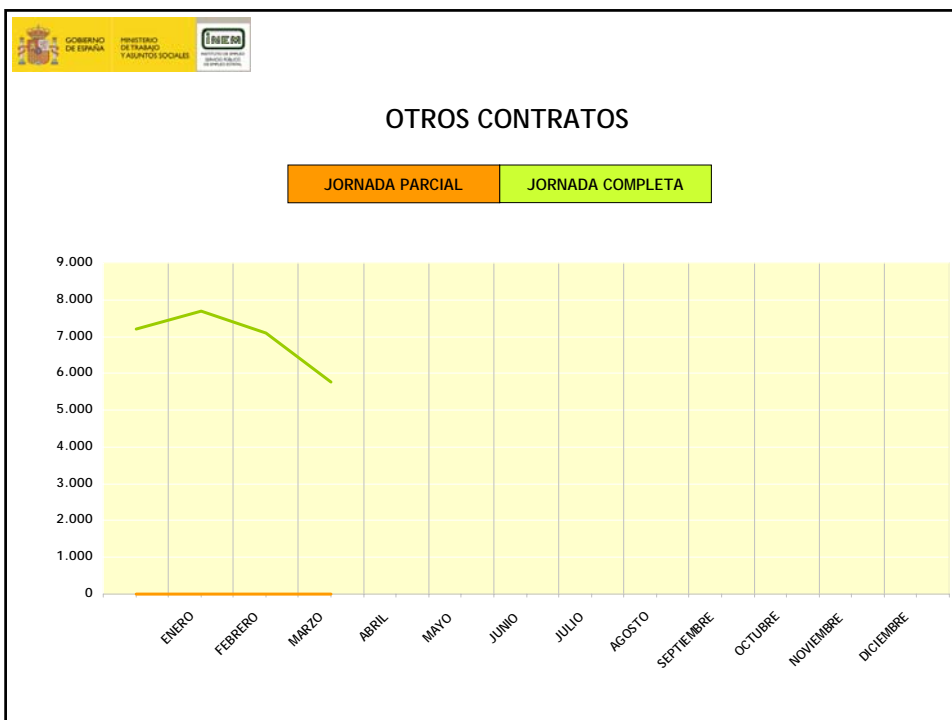
| TIPO DE CONTRATO | JULIO | AGOSTO | SEPT. | OCTUBRE | NOV. | DIC. |
|--|-------|--------|-------|---------|------|------|
| INDEFINIDO ORDINARIO (Bonif./No Bonif.) | | | | | | |
| BONIFICADO | | | | | | |
| NO BONIFICADO | | | | | | |
| INDEFINIDO FOMENTO DE LA CONTRATACIÓN INDEFINIDA | | | | | | |
| BONIFICADO | | | | | | |
| NO BONIFICADO | | | | | | |
| MINUSVÁLIDOS | | | | | | |
| MINUSVÁLIDOS (sólo bonificados) | | | | | | |
| MINUSVÁLIDOS F.C.I | | | | | | |
| TOTAL CONTRATOS INDEFINIDOS | | | | | | |
| OBRA O SERVICIO | | | | | | |
| EVENTUAL CIRCUNSTANCIAS DE LA PRODUCCIÓN | | | | | | |
| INTERINIDAD | | | | | | |
| TEMPORAL MINUSVÁLIDOS | | | | | | |
| SUSTITUCIÓN POR JUBILACIÓN 64 AÑOS | | | | | | |
| RELEVO | | | | | | |
| JUBILACIÓN PARCIAL | | | | | | |
| PRÁCTICAS | | | | | | |
| FORMACIÓN | | | | | | |
| OTROS CONTRATOS | | | | | | |
| TOTAL CONTRATOS TEMPORALES | | | | | | |
| TOTAL CONTRATOS INICIALES | | | | | | |
| CONTRATOS CONVERTIDOS EN INDEFINIDOS | | | | | | |
| ADSCRIPCIONES EN COLABORACIÓN SOCIAL | | | | | | |
| TOTAL CONTRATOS Y ADSCRIPCIONES | | | | | | |











3. RESUMEN DE LOS MESES DEL AÑO POR SEXO Y SECTOR DE ACTIVIDAD ECONOMICA

CONTRATOS INICIALES

| | ENERO | FEBRERO | MARZO | ABRIL | MAYO | JUNIO |
|---------------------------|-----------|-----------|-----------|-------|------|-------|
| TOTAL CONTRATOS | 1.500.381 | 1.354.147 | 1.216.902 | | | |
| HOMBRES | 817.092 | 736.500 | 645.565 | | | |
| MUJERES | 683.289 | 617.647 | 571.337 | | | |
| TOTAL AGRICULTURA | 197.137 | 170.431 | 132.716 | | | |
| HOMBRES | 110.200 | 93.708 | 73.081 | | | |
| MUJERES | 86.937 | 76.723 | 59.635 | | | |
| TOTAL INDUSTRIA | 104.526 | 91.571 | 76.424 | | | |
| HOMBRES | 69.877 | 62.343 | 51.462 | | | |
| MUJERES | 34.649 | 29.228 | 24.962 | | | |
| TOTAL CONSTRUCCION | 234.515 | 218.054 | 176.016 | | | |
| HOMBRES | 219.711 | 203.040 | 162.567 | | | |
| MUJERES | 14.804 | 15.014 | 13.449 | | | |
| TOTAL SERVICIOS | 964.203 | 874.091 | 831.746 | | | |
| HOMBRES | 417.304 | 377.409 | 358.455 | | | |
| MUJERES | 546.899 | 496.682 | 473.291 | | | |

CONTRATOS CONVERTIDOS EN INDEFINIDOS

| | ENERO | FEBRERO | MARZO | ABRIL | MAYO | JUNIO |
|---------------------------|--------|---------|--------|-------|------|-------|
| TOTAL CONTRATOS | 80.457 | 73.155 | 68.742 | | | |
| HOMBRES | 44.392 | 41.034 | 37.762 | | | |
| MUJERES | 36.587 | 32.121 | 30.980 | | | |
| TOTAL AGRICULTURA | 1.378 | 1.034 | 1.214 | | | |
| HOMBRES | 922 | 769 | 909 | | | |
| MUJERES | 456 | 265 | 305 | | | |
| TOTAL INDUSTRIA | 13.638 | 12.092 | 10.681 | | | |
| HOMBRES | 9.500 | 8.507 | 7.455 | | | |
| MUJERES | 4.138 | 3.585 | 3.226 | | | |
| TOTAL CONSTRUCCION | 9.506 | 9.954 | 8.286 | | | |
| HOMBRES | 8.283 | 8.816 | 7.362 | | | |
| MUJERES | 1.223 | 1.138 | 924 | | | |
| TOTAL SERVICIOS | 56.457 | 50.075 | 48.561 | | | |
| HOMBRES | 25.687 | 22.942 | 22.036 | | | |
| MUJERES | 30.770 | 27.133 | 26.525 | | | |

CONTRATOS INICIALES

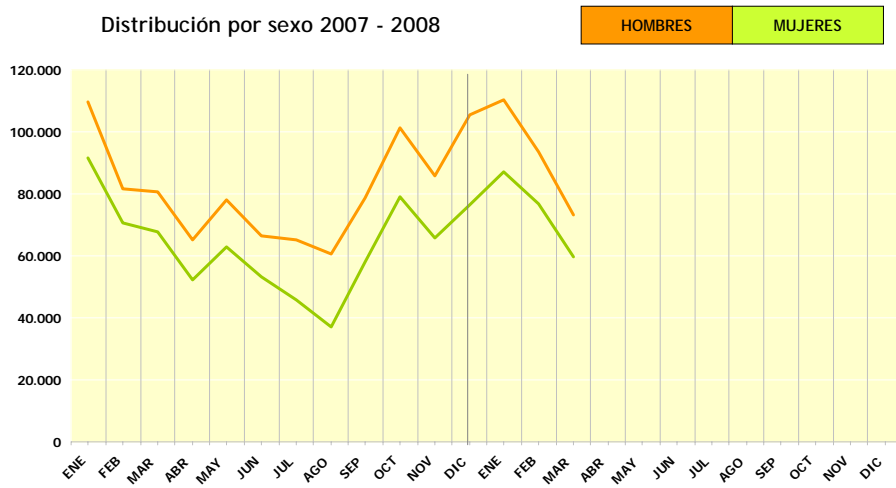
| | JULIO | AGOSTO | SEPTIEMBRE | OCTUBRE | NOVIEMBRE | DICIEMBRE |
|---------------------------|--------------|---------------|-------------------|----------------|------------------|------------------|
| TOTAL CONTRATOS | | | | | | |
| HOMBRES | | | | | | |
| MUJERES | | | | | | |
| TOTAL AGRICULTURA | | | | | | |
| HOMBRES | | | | | | |
| MUJERES | | | | | | |
| TOTAL INDUSTRIA | | | | | | |
| HOMBRES | | | | | | |
| MUJERES | | | | | | |
| TOTAL CONSTRUCCION | | | | | | |
| HOMBRES | | | | | | |
| MUJERES | | | | | | |
| TOTAL SERVICIOS | | | | | | |
| HOMBRES | | | | | | |
| MUJERES | | | | | | |

CONTRATOS CONVERTIDOS EN INDEFINIDOS

| | JULIO | AGOSTO | SEPTIEMBRE | OCTUBRE | NOVIEMBRE | DICIEMBRE |
|---------------------------|--------------|---------------|-------------------|----------------|------------------|------------------|
| TOTAL CONTRATOS | | | | | | |
| HOMBRES | | | | | | |
| MUJERES | | | | | | |
| TOTAL AGRICULTURA | | | | | | |
| HOMBRES | | | | | | |
| MUJERES | | | | | | |
| TOTAL INDUSTRIA | | | | | | |
| HOMBRES | | | | | | |
| MUJERES | | | | | | |
| TOTAL CONSTRUCCION | | | | | | |
| HOMBRES | | | | | | |
| MUJERES | | | | | | |
| TOTAL SERVICIOS | | | | | | |
| HOMBRES | | | | | | |
| MUJERES | | | | | | |

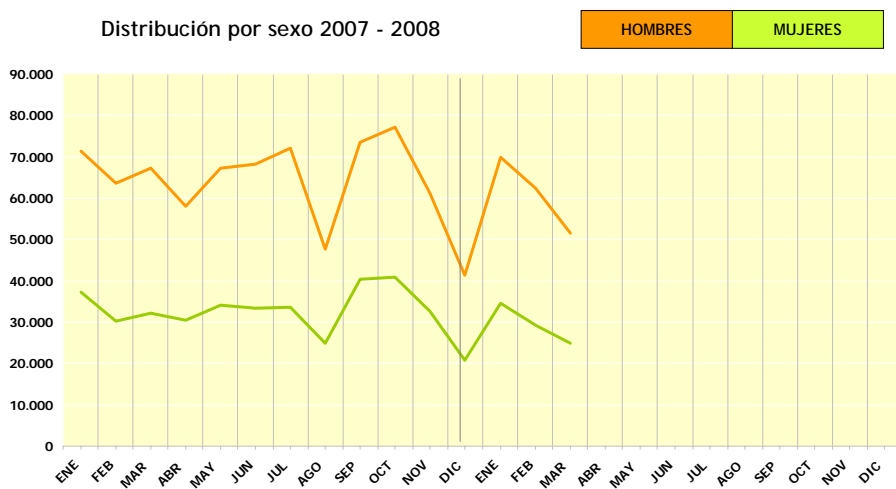
AGRICULTURA

Distribución por sexo 2007 - 2008



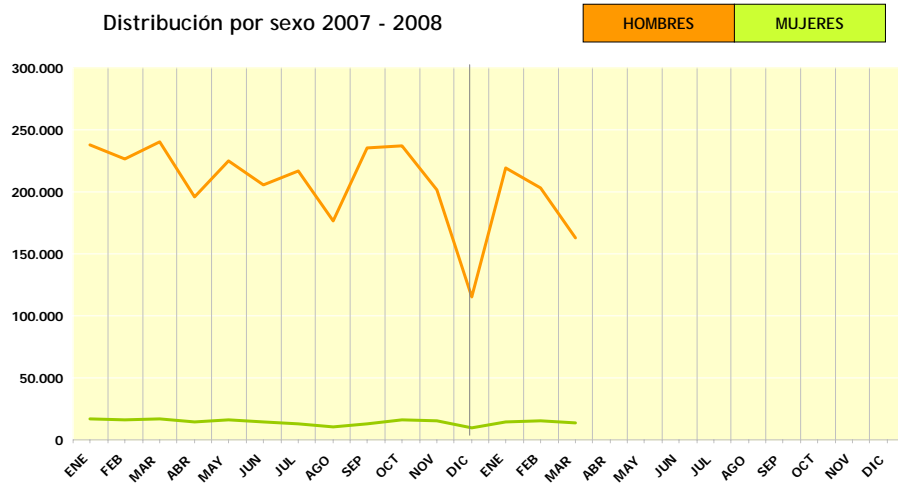
INDUSTRIA

Distribución por sexo 2007 - 2008



CONSTRUCCIÓN

Distribución por sexo 2007 - 2008



SERVICIOS

Distribución por sexo 2007 - 2008

