



MINISTERIO  
DE TRABAJO  
Y ECONOMÍA SOCIAL

SERVICIO PÚBLICO  
DE EMPLEO ESTATAL

SEPE



UNIÓN EUROPEA  
Fondo Social Europeo  
El FSE invierte en tu futuro

# Sistema Nacional de Garantía Juvenil

## Fichero de Inscripción

*La información contenida en los informes estadísticos publicados en esta web tienen un carácter exclusivamente ORIENTATIVO, ya que sólo tienen validez al día de la fecha de extracción. Los datos sufren variaciones diarias, incluso a tiempo pasado, como consecuencia del funcionamiento dinámico del sistema según lo dispuesto en el artículo 98 (apartados 4 y 5) Ley 18/2014 de 15 de octubre, de aprobación de medidas urgentes para el crecimiento, la competitividad y la eficiencia, debido a procesos tales como recursos de alzada, la inscripción mediante mecanismos específicos, inscripción o renovación como demandante de empleo, etc. Los datos son resultado del seguimiento que realiza esta Unidad con el único objeto de orientar acerca de los inscritos en el Sistema Nacional de Garantía Juvenil.*



**Datos a 31 DE MARZO DE 2020**



# SISTEMA NACIONAL DE GARANTÍA JUVENIL


Datos a 31 de marzo de 2020



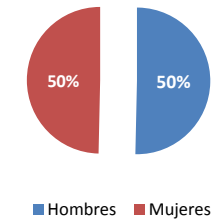
## Proceso de Inscripción (TABLA GENERAL)

	ESPAÑA		
	Total	Hombres	Mujeres
<b>Solicitudes</b>	<b>1.854.629</b>	<b>933.662</b>	<b>920.967</b>
Con usuario y contraseña	1.574.860	791.404	783.456
Certificado electrónico	246.018	124.618	121.400
En Papel completas y correctas	33.751	17.640	16.111
<b>Expedientes resueltos</b>	<b>1.830.468</b>	<b>921.669</b>	<b>908.799</b>
Con usuario y contraseña	1.554.906	781.531	773.375
Certificado electrónico	241.832	122.512	119.320
En Papel	33.730	17.626	16.104
% de expedientes resueltos	99%	99%	99%
<b>Inscripciones (resoluciones positivas)</b>	<b>1.769.684</b>	<b>892.214</b>	<b>877.470</b>
Con usuario y contraseña	1.518.825	764.351	754.474
Certificado electrónico	233.194	118.023	115.171
En Papel	17.665	9.840	7.825
<b>Denegaciones (resoluciones negativas)</b>	<b>60.784</b>	<b>29.455</b>	<b>31.329</b>
Con usuario y contraseña	36.081	17.180	18.901
Certificado electrónico	8.638	4.489	4.149
En Papel	16.065	7.786	8.279
<b>Servicio 060 Garantía Juvenil</b>	<b>2.171</b>	---	---
Llamadas atendidas	1.571	---	---
Correos atendidos	600	---	---

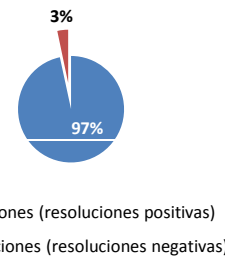
### Por Tipo de Expediente



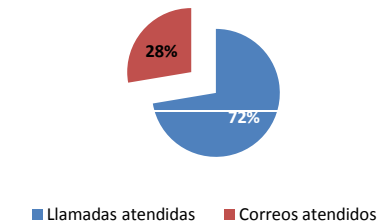
### Por Sexo



### Por Tipo de resolución



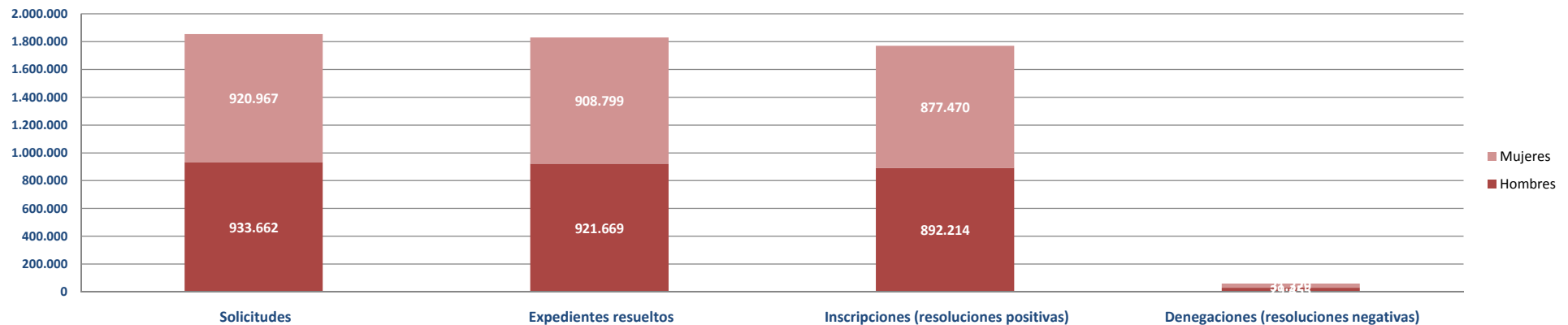
### Teléfono de Información



Datos del Sistema Nacional de Garantía Juvenil

Modelo estadístico acordado en la Comisión Delegada de Seguimiento y Evaluación del Sistema Nacional de Garantía Juvenil

## Registro del Sistema



# SISTEMA NACIONAL DE GARANTÍA JUVENIL

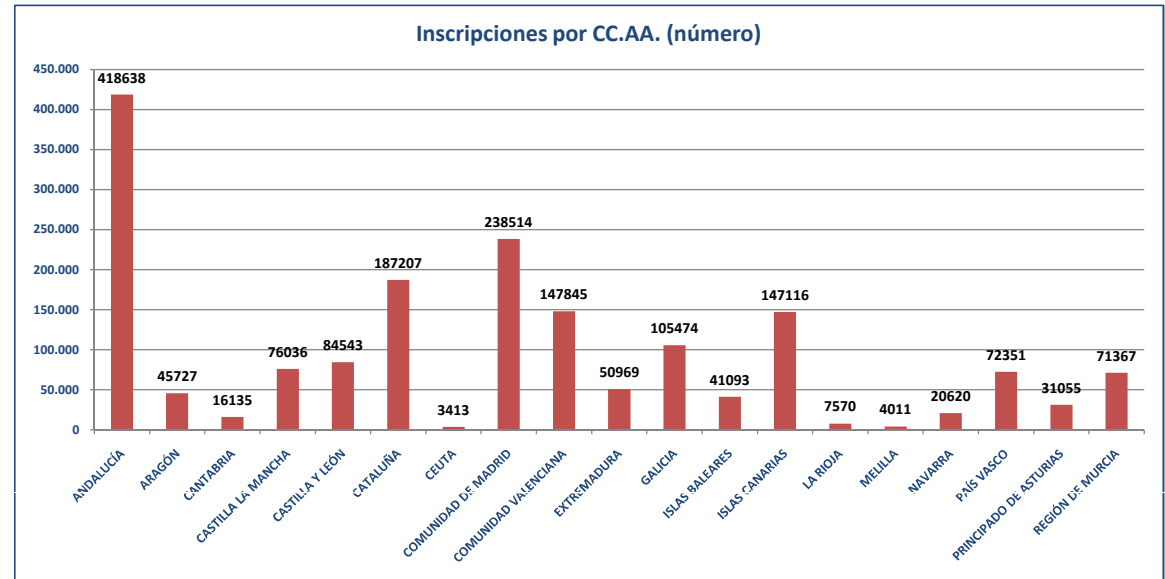
Datos a 31 de marzo de 2020



## INSCRIPCIONES

(Datos por CC.AA.)

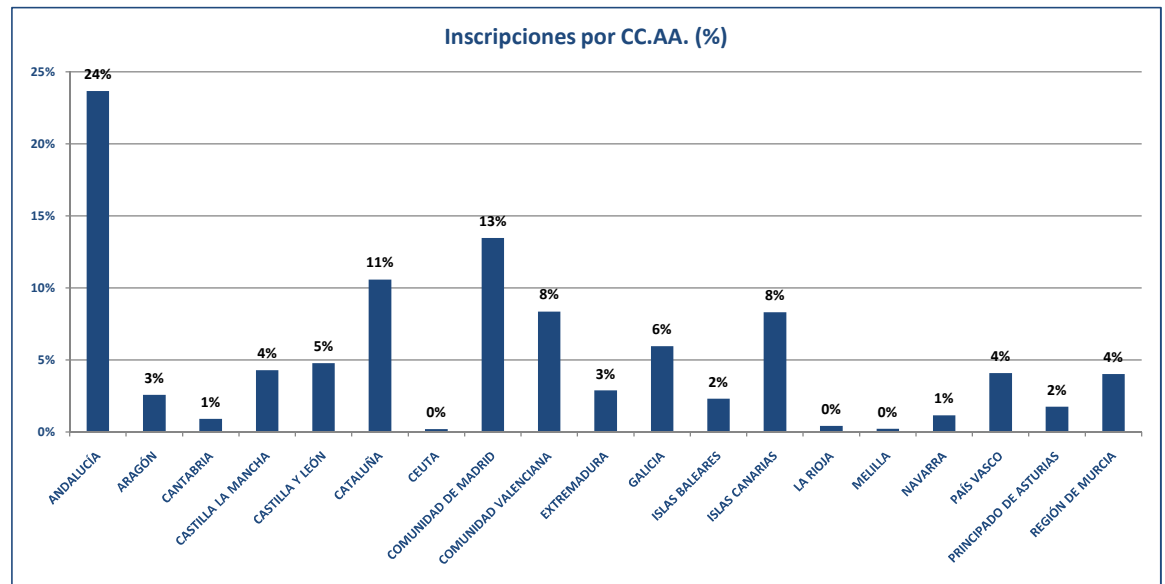
	Total		Hombres		Mujeres	
	Número	%/total	Número	%/total	Número	%/total
ANDALUCÍA	418.638	24%	203.825	22,8%	214.813	24,5%
ARAGÓN	45.727	3%	23.465	2,6%	22.262	2,5%
CANTABRIA	16.135	1%	8.469	0,9%	7.666	0,9%
CASTILLA LA MANCHA	76.036	4%	37.481	4,2%	38.555	4,4%
CASTILLA Y LEÓN	84.543	5%	43.204	4,8%	41.339	4,7%
CATALUÑA	187.207	11%	101.475	11,4%	85.732	9,8%
CEUTA	3.413	0%	1.565	0,2%	1.848	0,2%
COMUNIDAD DE MADRID	238.514	13%	119.505	13,4%	119.009	13,6%
COMUNIDAD VALENCIANA	147.845	8%	75.234	8,4%	72.611	8,3%
EXTREMADURA	50.969	3%	25.084	2,8%	25.885	2,9%
GALICIA	105.474	6%	52.412	5,9%	53.062	6,0%
ISLAS BALEARES	41.093	2%	20.610	2,3%	20.483	2,3%
ISLAS CANARIAS	147.116	8%	73.207	8,2%	73.909	8,4%
LA RIOJA	7.570	0%	3.922	0,4%	3.648	0,4%
MELILLA	4.011	0%	1.846	0,2%	2.165	0,2%
NAVARRA	20.620	1%	11.146	1,2%	9.474	1,1%
PAÍS VASCO	72.351	4%	36.994	4,1%	35.357	4,0%
PRINCIPADO DE ASTURIAS	31.055	2%	16.313	1,8%	14.742	1,7%
REGIÓN DE MURCIA	71.367	4%	36.457	4,1%	34.910	4,0%
<b>TOTAL ESPAÑA</b>	<b>1.769.684</b>	<b>100%</b>	<b>892.214</b>	<b>100%</b>	<b>877.470</b>	<b>100%</b>



## DENEGACIONES

(Datos por CC.AA.)

	Total		Hombres		Mujeres	
	Número	%/total	Número	%/total	Número	%/total
ANDALUCÍA	9.539	16%	4.997	17,0%	4.542	14,5%
ARAGÓN	2.851	5%	1.376	4,7%	1.475	4,7%
CANTABRIA	313	1%	166	0,6%	147	0,5%
CASTILLA LA MANCHA	1.726	3%	876	3,0%	850	2,7%
CASTILLA Y LEÓN	2.285	4%	1.149	3,9%	1.136	3,6%
CATALUÑA	4.658	8%	2.450	8,3%	2.208	7,0%
CEUTA	70	0%	31	0,1%	39	0,1%
COMUNIDAD DE MADRID	11.541	19%	5.648	19,2%	5.893	18,8%
COMUNIDAD VALENCIANA	2.922	5%	1.448	4,9%	1.474	4,7%
EXTREMADURA	1.131	2%	642	2,2%	489	1,6%
GALICIA	2.860	5%	1.282	4,4%	1.578	5,0%
ISLAS BALEARES	1.123	2%	528	1,8%	595	1,9%
ISLAS CANARIAS	3.697	6%	1.654	5,6%	2.043	6,5%
LA RIOJA	216	0%	113	0,4%	103	0,3%
MELILLA	77	0%	36	0,1%	41	0,1%
NAVARRA	417	1%	225	0,8%	192	0,6%
PAÍS VASCO	13.183	22%	5.710	19,4%	7.473	23,9%
PRINCIPADO DE ASTURIAS	622	1%	310	1,1%	312	1,0%
REGIÓN DE MURCIA	1.553	3%	814	2,8%	739	2,4%
<b>TOTAL ESPAÑA</b>	<b>60.784</b>	<b>100%</b>	<b>29.455</b>	<b>100%</b>	<b>31.329</b>	<b>100%</b>



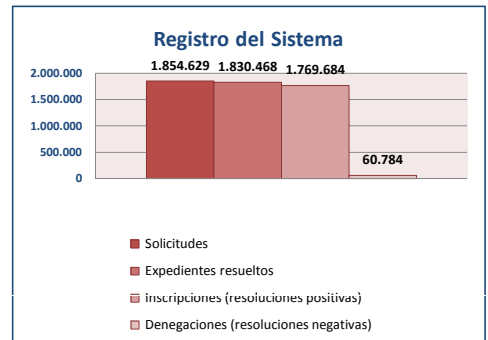
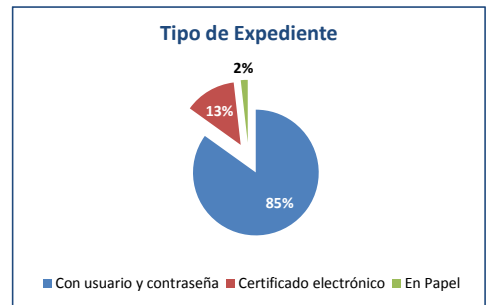
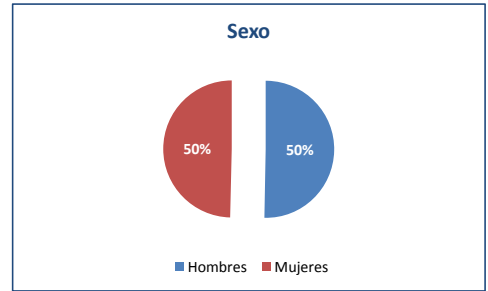
# SISTEMA NACIONAL DE GARANTÍA JUVENIL

Datos a 31 de marzo de 2020



## ESTADOS (TOTAL POR CC.AA, PROVINCIAS Y SEXO)

	Solicitudes			Expedientes resueltos			Inscripciones			Denegaciones		
	TOTAL	Hombres	Mujeres	TOTAL	Hombres	Mujeres	TOTAL	Hombres	Mujeres	TOTAL	Hombres	Mujeres
<b>ANDALUCÍA</b>	<b>431.972</b>	<b>210.697</b>	<b>221.275</b>	<b>428.177</b>	<b>208.822</b>	<b>219.355</b>	<b>418.638</b>	<b>203.825</b>	<b>214.813</b>	<b>9.539</b>	<b>4.997</b>	<b>4.542</b>
ALMERÍA	29.257	14.262	14.995	28.645	13.970	14.675	27.894	13.614	14.280	751	356	395
CADIZ	70.734	34.758	35.976	70.331	34.566	35.767	69.301	34.060	35.241	1.032	506	526
CORDOBA	47.492	22.896	24.596	47.171	22.744	24.427	46.219	22.202	24.017	952	542	410
GRANADA	52.203	25.436	26.767	51.669	25.175	26.494	50.394	24.510	25.884	1.275	665	610
HUELVA	24.886	12.319	12.567	24.698	12.230	12.468	24.112	11.915	12.197	586	315	271
JAEN	39.658	18.915	20.743	39.459	18.809	20.650	38.302	18.183	20.119	1.157	626	531
MALAGA	66.215	32.804	33.411	65.377	32.388	32.989	63.874	31.606	32.268	1.503	782	721
SEVILLA	101.527	49.307	52.220	100.825	48.940	51.885	98.542	47.735	50.807	2.283	1.205	1.078
<b>ARAGÓN</b>	<b>49.316</b>	<b>25.238</b>	<b>24.078</b>	<b>48.578</b>	<b>24.841</b>	<b>23.737</b>	<b>45.727</b>	<b>23.465</b>	<b>22.262</b>	<b>2.851</b>	<b>1.376</b>	<b>1.475</b>
HUESCA	7.044	3.623	3.421	6.939	3.563	3.376	6.548	3.399	3.149	391	164	227
TERUEL	4.691	2.391	2.300	4.643	2.365	2.278	4.380	2.269	2.111	263	96	167
ZARAGOZA	37.581	19.224	18.357	36.996	18.913	18.083	34.799	17.797	17.002	2.197	1.116	1.081
<b>CANTABRIA</b>	<b>16.664</b>	<b>8.748</b>	<b>7.916</b>	<b>16.448</b>	<b>8.635</b>	<b>7.813</b>	<b>16.135</b>	<b>8.469</b>	<b>7.666</b>	<b>313</b>	<b>166</b>	<b>147</b>
<b>CASTILLA LA MANCHA</b>	<b>78.570</b>	<b>38.747</b>	<b>39.823</b>	<b>77.762</b>	<b>38.357</b>	<b>39.405</b>	<b>76.036</b>	<b>37.481</b>	<b>38.555</b>	<b>1.726</b>	<b>876</b>	<b>850</b>
ALBACETE	15.128	7.361	7.767	14.997	7.304	7.693	14.662	7.131	7.531	335	173	162
CIUDAD REAL	22.896	10.887	12.009	22.725	10.821	11.904	22.241	10.573	11.668	484	248	236
CUENCA	6.858	3.456	3.402	6.758	3.409	3.349	6.591	3.333	3.258	167	76	91
GUADALAJARA	8.344	4.093	4.251	8.216	4.028	4.188	7.970	3.905	4.065	246	123	123
TOLEDO	25.344	12.950	12.394	25.066	12.795	12.271	24.572	12.539	12.033	494	256	238
<b>CASTILLA Y LEÓN</b>	<b>87.734</b>	<b>44.805</b>	<b>42.929</b>	<b>86.828</b>	<b>44.353</b>	<b>42.475</b>	<b>84.543</b>	<b>43.204</b>	<b>41.339</b>	<b>2.285</b>	<b>1.149</b>	<b>1.136</b>
AVILA	4.210	2.146	2.064	4.162	2.114	2.048	4.045	2.048	1.997	117	66	51
BURGOS	13.830	6.927	6.903	13.648	6.827	6.821	13.316	6.668	6.648	332	159	173
LEON	15.150	7.924	7.226	14.991	7.848	7.143	14.611	7.672	6.939	380	176	204
PALENCIA	6.938	3.517	3.421	6.881	3.494	3.387	6.743	3.420	3.323	138	74	64
SALAMANCA	13.416	6.624	6.792	13.297	6.571	6.726	12.998	6.420	6.578	299	151	148
SEGOVIA	5.277	2.775	2.502	5.189	2.729	2.460	5.022	2.637	2.385	167	92	75
SORIA	3.653	1.915	1.738	3.593	1.888	1.705	3.511	1.841	1.670	82	47	35
VALLADOLID	19.566	10.031	9.535	19.409	9.955	9.454	18.781	9.638	9.143	628	317	311
ZAMORA	5.694	2.946	2.748	5.658	2.927	2.731	5.516	2.860	2.656	142	67	75
<b>CATALUÑA</b>	<b>196.178</b>	<b>106.276</b>	<b>89.902</b>	<b>191.865</b>	<b>103.925</b>	<b>87.940</b>	<b>187.207</b>	<b>101.475</b>	<b>85.732</b>	<b>4.658</b>	<b>2.450</b>	<b>2.208</b>
BARCELONA	132.969	72.321	60.648	130.247	70.845	59.402	127.081	69.147	57.934	3.166	1.698	1.468
GIRONA	24.450	13.258	11.192	23.742	12.864	10.878	23.161	12.554	10.607	581	310	271
LLEIDA	13.296	7.197	6.099	12.995	7.029	5.966	12.685	6.866	5.819	310	163	147
TARRAGONA	25.463	13.500	11.963	24.881	13.187	11.694	24.280	12.908	11.372	601	279	322
<b>CEUTA</b>	<b>3.513</b>	<b>1.612</b>	<b>1.901</b>	<b>3.483</b>	<b>1.596</b>	<b>1.887</b>	<b>3.413</b>	<b>1.565</b>	<b>1.848</b>	<b>70</b>	<b>31</b>	<b>39</b>
<b>COMUNIDAD DE MADRID</b>	<b>255.154</b>	<b>127.517</b>	<b>127.637</b>	<b>250.055</b>	<b>125.153</b>	<b>124.902</b>	<b>238.514</b>	<b>119.505</b>	<b>119.009</b>	<b>11.541</b>	<b>5.648</b>	<b>5.893</b>
<b>COMUNIDAD VALENCIANA</b>	<b>152.767</b>	<b>77.667</b>	<b>75.100</b>	<b>150.767</b>	<b>76.682</b>	<b>74.085</b>	<b>147.845</b>	<b>75.234</b>	<b>72.611</b>	<b>2.922</b>	<b>1.448</b>	<b>1.474</b>
ALICANTE	54.039	27.862	26.177	53.221	27.437	25.784	52.316	26.983	25.333	905	454	451
CASTELLÓN	18.808	9.545	9.263	18.501	9.392	9.109	18.089	9.183	8.906	412	202	203
VALENCIA	79.920	40.260	39.660	79.045	39.853	39.192	77.440	39.068	38.372	1.605	785	820
<b>EXTREMADURA</b>	<b>52.411</b>	<b>25.877</b>	<b>26.534</b>	<b>52.100</b>	<b>25.726</b>	<b>26.374</b>	<b>50.969</b>	<b>25.084</b>	<b>25.885</b>	<b>1.131</b>	<b>642</b>	<b>489</b>
BADAJOS	34.310	16.707	17.603	34.155	16.632	17.523	33.395	16.202	17.198	760	430	330
CÁCERES	18.101	9.170	8.931	17.945	9.094	8.851	17.574	8.882	8.692	371	212	159
<b>GALICIA</b>	<b>109.495</b>	<b>54.177</b>	<b>55.318</b>	<b>108.334</b>	<b>53.694</b>	<b>54.640</b>	<b>105.474</b>	<b>52.412</b>	<b>53.062</b>	<b>2.860</b>	<b>1.282</b>	<b>1.578</b>
A CORUÑA	42.375	20.712	21.663	41.900	20.521	21.379	40.804	20.031	20.773	1.096	490	606
LUGO	12.175	5.977	6.198	12.020	5.911	6.109	11.718	5.776	5.942	302	135	167
OURENSE	12.425	6.291	6.134	12.273	6.217	6.056	11.963	6.070	5.893	310	147	163
PONTEVEDRA	42.520	21.197	21.323	42.141	21.045	21.096	40.989	20.535	20.454	1.152	510	642
<b>ISLAS BALEARES</b>	<b>42.817</b>	<b>21.441</b>	<b>21.376</b>	<b>42.216</b>	<b>21.138</b>	<b>21.078</b>	<b>41.093</b>	<b>20.610</b>	<b>20.483</b>	<b>1.123</b>	<b>528</b>	<b>595</b>
<b>ISLAS CANARIAS</b>	<b>151.986</b>	<b>75.429</b>	<b>76.557</b>	<b>150.813</b>	<b>74.861</b>	<b>75.952</b>	<b>147.116</b>	<b>73.207</b>	<b>73.909</b>	<b>3.697</b>	<b>1.654</b>	<b>2.043</b>
LAS PALMAS	81.942	40.654	41.288	81.322	40.349	40.973	79.180	39.381	39.799	2.142	968	1.174
SANTA CRUZ TENERIFE	70.044	34.775	35.269	69.491	34.512	34.979	67.936	33.826	34.110	1.555	686	869
<b>LA RIOJA</b>	<b>7.882</b>	<b>4.085</b>	<b>3.797</b>	<b>7.786</b>	<b>4.035</b>	<b>3.751</b>	<b>7.570</b>	<b>3.922</b>	<b>3.648</b>	<b>216</b>	<b>113</b>	<b>103</b>
<b>MELILLA</b>	<b>4.153</b>	<b>1.913</b>	<b>2.240</b>	<b>4.088</b>	<b>1.882</b>	<b>2.206</b>	<b>4.011</b>	<b>1.846</b>	<b>2.165</b>	<b>77</b>	<b>36</b>	<b>41</b>
<b>NAVARRA</b>	<b>21.396</b>	<b>11.553</b>	<b>9.843</b>	<b>21.037</b>	<b>11.371</b>	<b>9.666</b>	<b>20.620</b>	<b>11.146</b>	<b>9.474</b>	<b>417</b>	<b>225</b>	<b>192</b>
<b>PAÍS VASCO</b>	<b>86.468</b>	<b>43.179</b>	<b>43.289</b>	<b>85.534</b>	<b>42.704</b>	<b>42.830</b>	<b>82.351</b>	<b>41.311</b>	<b>41.040</b>	<b>1.187</b>	<b>567</b>	<b>620</b>
ALAVA	13.448	6.611	6.837	13.274	6.518	6.756	11.233	5.721	5.512	2.041	797	1.244
GIPUZKOA	44.902	22.634	22.268	44.428	22.387	22.041	37.860	19.468	18.392	6.568	2.919	3.649
BIZKAIA	28.118	13.934	14.184	27.832	13.799	14.033	23.258	11.805	11.453	4.574	1.994	2.580
<b>PRINCIPADO DE ASTURIAS</b>	<b>32.099</b>	<b>16.845</b>	<b>15.254</b>	<b>31.677</b>	<b>16.623</b>	<b>15.054</b>	<b>31.055</b>	<b>16.313</b>	<b>14.742</b>	<b>622</b>	<b>310</b>	<b>312</b>
<b>REGIÓN DE MURCIA</b>	<b>74.054</b>	<b>37.856</b>	<b>36.198</b>	<b>72.920</b>	<b>37.271</b>	<b>35.649</b>	<b>71.367</b>	<b>36.457</b>	<b>34.910</b>	<b>1.553</b>	<b>814</b>	<b>739</b>
<b>TOTAL ESPAÑA</b>	<b>1.854.629</b>	<b>933.662</b>	<b>920.967</b>	<b>1.830.468</b>	<b>921.669</b>	<b>908.799</b>	<b>1.769.684</b>	<b>892.214</b>	<b>877.470</b>	<b>60.784</b>	<b>29.455</b>	<b>31.329</b>



Datos del Sistema Nacional de Garantía Juvenil

Modelo estadístico acordado en la Comisión Delegada de Seguimiento y Evaluación del Sistema Nacional de Garantía Juvenil

# SISTEMA NACIONAL DE GARANTÍA JUVENIL

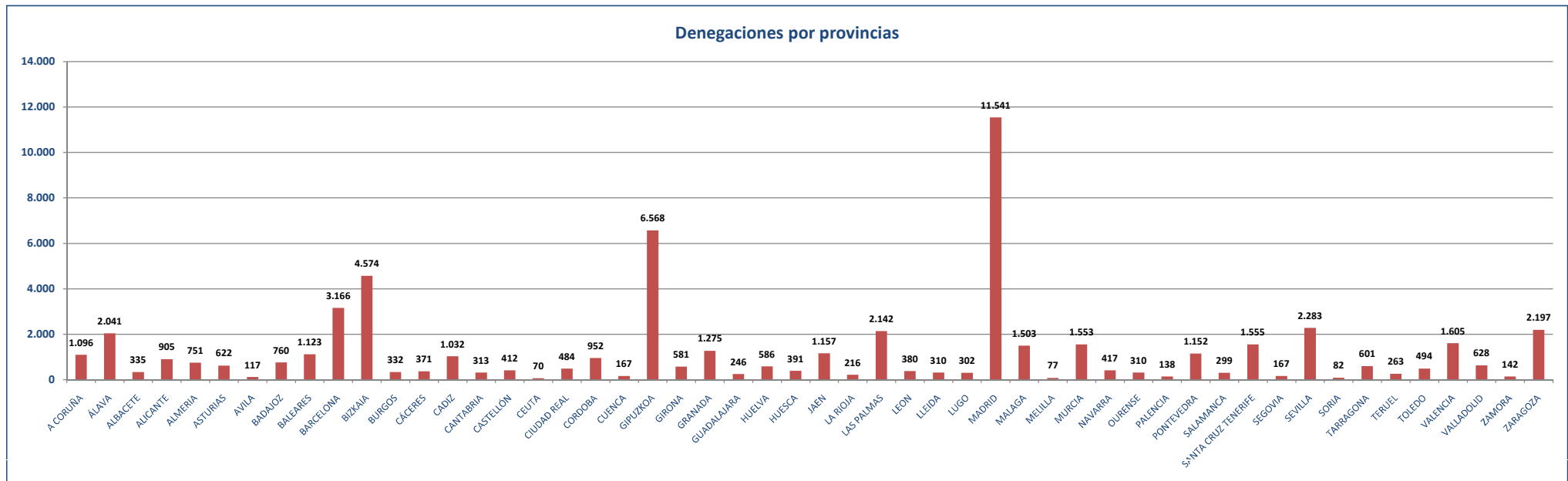
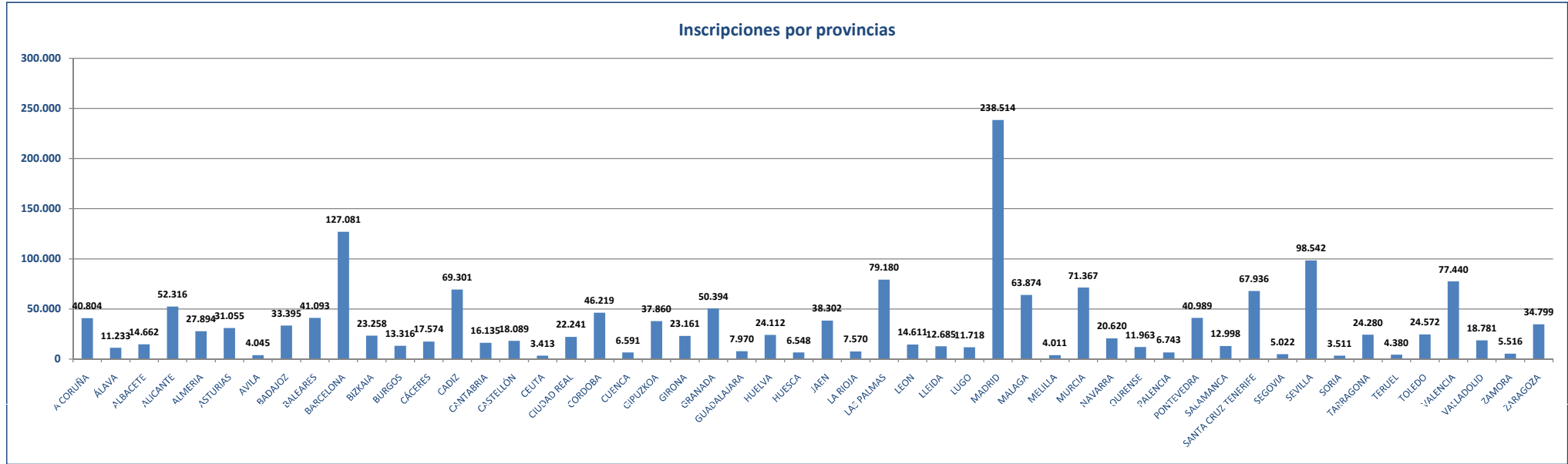
Datos a 31 de marzo de 2020



## ESTADOS (TOTAL POR CC.AA, PROVINCIAS Y TIPO DE EXPEDIENTE)

	Solicitudes				Expedientes resueltos				Inscripciones				Denegaciones			
	TOTAL	Contraseña	Certificado	En Papel	TOTAL	Contraseña	Certificado	En Papel	TOTAL	Contraseña	Certificado	En Papel	TOTAL	Contraseña	Certificado	En Papel
<b>ANDALUCÍA</b>	<b>431.972</b>	<b>309.295</b>	<b>120.910</b>	<b>1.767</b>	<b>428.177</b>	<b>306.779</b>	<b>119.633</b>	<b>1.765</b>	<b>418.638</b>	<b>301.469</b>	<b>115.668</b>	<b>1.501</b>	<b>9.539</b>	<b>5.310</b>	<b>3.965</b>	<b>264</b>
ALMERÍA	29.257	18.771	10.401	85	28.645	18.417	10.143	85	27.894	18.043	9.776	75	751	374	367	10
CADIZ	70.734	55.690	14.878	166	70.333	55.379	14.788	166	69.301	54.772	14.401	128	1.032	607	387	38
CÓRDOBA	47.492	31.333	16.025	134	47.171	31.132	15.905	134	46.219	30.668	15.452	99	952	464	453	35
GRANADA	52.203	32.794	19.306	103	51.669	32.498	19.069	102	50.394	31.853	18.463	78	1.275	645	606	24
HUELVA	24.886	12.118	12.664	104	24.698	12.038	12.556	104	24.112	11.845	12.176	91	586	193	380	13
JAÉN	39.658	26.574	12.967	117	39.459	26.444	12.898	117	38.302	25.814	12.396	92	1.157	630	502	25
MÁLAGA	66.215	53.500	12.269	446	65.377	52.879	12.053	445	63.874	51.886	11.585	403	1.503	993	468	77
SEVILLA	101.527	78.515	22.400	612	100.825	77.992	22.221	612	98.542	76.588	21.419	535	2.283	1.404	802	42
<b>ARAGÓN</b>	<b>49.316</b>	<b>44.797</b>	<b>2.537</b>	<b>1.982</b>	<b>48.578</b>	<b>44.137</b>	<b>2.459</b>	<b>1.982</b>	<b>45.727</b>	<b>43.249</b>	<b>2.386</b>	<b>92</b>	<b>2.851</b>	<b>888</b>	<b>73</b>	<b>1.890</b>
HUESCA	7.044	5.959	798	287	6.939	5.881	771	287	6.548	5.784	753	11	391	97	18	276
TERUEL	4.691	3.902	576	213	4.643	3.871	559	213	4.380	3.823	547	10	263	48	12	203
ZARAGOZA	37.581	34.936	1.163	1.482	36.996	34.385	1.129	1.482	34.799	33.642	1.086	71	2.197	743	43	1.411
<b>CANTABRIA</b>	<b>16.664</b>	<b>15.775</b>	<b>760</b>	<b>1.835</b>	<b>16.448</b>	<b>15.582</b>	<b>737</b>	<b>1.835</b>	<b>16.135</b>	<b>15.410</b>	<b>700</b>	<b>25</b>	<b>313</b>	<b>172</b>	<b>37</b>	<b>104</b>
<b>CASTILLA LA MANCHA</b>	<b>78.570</b>	<b>67.122</b>	<b>9.613</b>	<b>1.835</b>	<b>77.762</b>	<b>66.472</b>	<b>9.459</b>	<b>1.831</b>	<b>76.036</b>	<b>65.398</b>	<b>9.104</b>	<b>1.534</b>	<b>1.726</b>	<b>1.074</b>	<b>355</b>	<b>297</b>
ALBACETE	15.128	13.455	1.356	317	14.997	13.341	1.339	317	14.662	13.111	1.268	283	335	230	71	34
CIUDAD REAL	22.896	19.558	2.911	427	22.725	19.434	2.864	427	22.241	19.139	2.740	362	484	295	124	65
CUENCA	6.858	5.723	961	174	6.758	5.651	933	174	6.591	5.547	900	144	167	104	33	70
GUADALAJARA	8.344	7.389	698	257	8.216	7.275	684	257	7.970	7.136	656	178	246	139	28	39
TOLEDO	25.344	20.997	3.687	660	25.066	20.771	3.639	656	24.572	20.465	3.540	567	494	306	99	89
<b>CASTILLA Y LEÓN</b>	<b>87.734</b>	<b>75.227</b>	<b>10.323</b>	<b>2.184</b>	<b>86.828</b>	<b>74.509</b>	<b>10.137</b>	<b>2.182</b>	<b>84.543</b>	<b>73.173</b>	<b>9.752</b>	<b>1.618</b>	<b>2.285</b>	<b>1.336</b>	<b>385</b>	<b>564</b>
ÁVILA	4.210	3.477	596	137	4.162	3.437	588	137	4.045	3.381	562	102	117	56	26	35
BURGOS	13.830	12.344	1.307	179	13.648	12.207	1.263	178	13.316	11.983	1.220	113	332	224	43	65
LEÓN	15.150	12.698	2.054	398	14.991	12.580	2.013	398	14.611	12.385	1.935	291	380	195	78	107
PALENCIA	6.938	5.860	840	238	6.881	5.814	829	238	6.743	5.736	803	204	138	78	26	34
SALAMANCA	13.416	11.624	1.433	359	13.297	11.528	1.411	358	12.998	11.363	1.349	299	299	165	62	72
SEGOVIA	5.277	4.895	289	93	5.189	4.820	276	93	5.022	4.701	261	60	167	119	15	33
SORIA	3.653	3.352	268	33	3.593	3.299	261	33	3.511	3.229	253	29	82	70	8	4
VALLADOLID	19.566	16.181	2.778	607	19.409	16.053	2.749	607	18.781	15.686	2.652	443	628	367	97	164
ZAMORA	5.694	4.796	758	140	5.658	4.771	747	140	5.516	4.709	717	90	142	62	30	50
<b>CATALUÑA</b>	<b>196.178</b>	<b>176.787</b>	<b>17.690</b>	<b>1.701</b>	<b>191.865</b>	<b>173.006</b>	<b>17.159</b>	<b>1.700</b>	<b>187.207</b>	<b>169.494</b>	<b>16.378</b>	<b>1.335</b>	<b>4.658</b>	<b>3.512</b>	<b>781</b>	<b>365</b>
BARCELONA	132.969	120.249	11.541	1.179	130.247	117.890	11.179	1.178	127.081	115.523	10.632	926	3.166	2.367	547	252
GIRONA	24.450	22.339	1.900	211	23.742	21.678	1.853	211	23.161	21.225	1.777	159	581	453	76	52
LLEIDA	13.296	11.424	1.769	103	12.995	11.150	1.742	103	12.685	10.916	1.687	82	310	234	55	21
TARRAGONA	25.463	22.775	2.480	208	24.881	22.288	2.385	208	24.280	21.830	2.282	168	601	458	103	40
<b>CEUTA</b>	<b>3.513</b>	<b>2.396</b>	<b>1.111</b>	<b>6</b>	<b>3.483</b>	<b>2.376</b>	<b>1.101</b>	<b>6</b>	<b>3.413</b>	<b>2.331</b>	<b>1.077</b>	<b>5</b>	<b>70</b>	<b>45</b>	<b>24</b>	<b>1</b>
<b>COMUNIDAD DE MADRID</b>	<b>255.154</b>	<b>227.694</b>	<b>14.619</b>	<b>12.841</b>	<b>250.055</b>	<b>223.164</b>	<b>14.061</b>	<b>12.830</b>	<b>238.514</b>	<b>219.319</b>	<b>13.241</b>	<b>5.954</b>	<b>11.541</b>	<b>3.845</b>	<b>820</b>	<b>6.876</b>
<b>COMUNIDAD VALENCIANA</b>	<b>152.767</b>	<b>132.823</b>	<b>19.265</b>	<b>679</b>	<b>150.767</b>	<b>131.221</b>	<b>18.867</b>	<b>679</b>	<b>147.845</b>	<b>129.334</b>	<b>18.138</b>	<b>373</b>	<b>2.922</b>	<b>1.887</b>	<b>729</b>	<b>306</b>
ALICANTE	54.039	48.022	5.846	171	53.221	47.323	5.727	171	52.316	46.716	5.518	82	905	607	209	89
CASTELLÓN	18.808	16.236	2.406	106	18.501	16.048	2.347	106	18.089	15.787	2.240	62	412	261	107	44
VALENCIA	79.920	68.505	11.013	402	79.045	67.850	10.793	402	77.440	66.831	10.380	229	1.605	1.019	413	173
<b>EXTREMADURA</b>	<b>52.411</b>	<b>44.875</b>	<b>6.843</b>	<b>693</b>	<b>52.100</b>	<b>44.619</b>	<b>6.788</b>	<b>693</b>	<b>50.969</b>	<b>43.906</b>	<b>6.621</b>	<b>442</b>	<b>1.131</b>	<b>713</b>	<b>167</b>	<b>251</b>
BADAJOS	34.310	28.328	5.545	437	34.155	28.207	5.511	437	33.395	27.720	5.391	284	760	487	120	153
CÁCERES	18.101	16.547	1.298	256	17.945	16.412	1.277	256	17.574	16.186	1.230	158	371	226	47	98
<b>GALICIA</b>	<b>109.495</b>	<b>101.175</b>	<b>7.211</b>	<b>1.109</b>	<b>108.334</b>	<b>100.187</b>	<b>7.038</b>	<b>1.109</b>	<b>105.474</b>	<b>98.403</b>	<b>6.805</b>	<b>266</b>	<b>2.860</b>	<b>1.784</b>	<b>233</b>	<b>843</b>
A CORUÑA	42.375	39.744	2.207	424	41.900	39.329	2.147	424	40.804	38.618	2.077	109	1.096	711	70	315
LUGO	12.175	11.223	818	134	12.020	11.090	796	134	11.718	10.903	772	43	302	187	24	91
OURENSE	12.425	11.696	600	129	12.273	11.561	583	129	11.963	11.366	564	33	310	195	19	96
PONTEVEDRA	42.520	38.512	3.586	422	42.141	38.207	3.512	422	40.989	37.516	3.392	81	1.152	691	120	341
<b>ISLAS BALEARES</b>	<b>42.817</b>	<b>40.577</b>	<b>1.468</b>	<b>772</b>	<b>42.216</b>	<b>40.015</b>	<b>1.429</b>	<b>772</b>	<b>41.093</b>	<b>39.249</b>	<b>1.380</b>	<b>464</b>	<b>1.123</b>	<b>766</b>	<b>49</b>	<b>308</b>
<b>ISLAS CANARIAS</b>	<b>151.986</b>	<b>137.989</b>	<b>10.900</b>	<b>3.097</b>	<b>150.813</b>	<b>137.016</b>	<b>10.700</b>	<b>3.097</b>	<b>147.116</b>	<b>133.768</b>	<b>10.445</b>	<b>2.903</b>	<b>3.697</b>	<b>3.248</b>	<b>255</b>	<b>194</b>
LAS PALMAS	81.942	74.402	5.964	1.576	81.322	73.894	5.852	1.576	79.180	72.004	5.700	1.476	2.142	1.890	152	100
SANTA CRUZ TENERIFE	70.044	63.587	4.936	1.521	69.491	63.122	4.848	1.521	67.936	61.764	4.745	1.427	1.555	1.358	103	94
<b>LA RIOJA</b>	<b>7.882</b>	<b>7.150</b>	<b>695</b>	<b>37</b>	<b>7.786</b>	<b>7.070</b>	<b>679</b>	<b>37</b>	<b>7.570</b>	<b>6.905</b>	<b>648</b>	<b>17</b>	<b>216</b>	<b>165</b>	<b>31</b>	<b>20</b>
<b>MELILLA</b>	<b>4.153</b>	<b>1.568</b>	<b>2.535</b>	<b>50</b>	<b>4.088</b>	<b>1.543</b>	<b>2.495</b>	<b>50</b>	<b>4.011</b>	<b>1.539</b>	<b>2.430</b>	<b>42</b>	<b>77</b>	<b>4</b>	<b>65</b>	<b>8</b>
<b>NAVARRA</b>	<b>21.396</b>	<b>20.016</b>	<b>1.227</b>	<b>153</b>	<b>21.037</b>	<b>19.685</b>	<b>1.199</b>	<b>153</b>	<b>20.620</b>	<b>19.402</b>	<b>1.139</b>	<b>79</b>	<b>417</b>	<b>283</b>	<b>60</b>	<b>74</b>
<b>PAÍS VASCO</b>	<b>86.468</b>	<b>75.831</b>	<b>6.689</b>	<b>3.948</b>	<b>85.534</b>	<b>75.101</b>	<b>6.486</b>	<b>3.947</b>	<b>72.351</b>	<b>65.538</b>	<b>6.229</b>	<b>584</b>	<b>13.183</b>	<b>9.563</b>	<b>457</b>	<b>3.363</b>
ÁLAVA	13.448	11.660	1.262	526	13.274	11.517	1.231	526	11.233	9.980	1.190	63	2.041	1.537	41	463
GIPUZKOA	44.902	38.848	3.991	2.063	44.428	38.511	3.854									

INSCRIPCIONES Y DENEGACIONES POR PROVINCIAS



Datos del Sistema Nacional de Garantía Juvenil  
 Modelo estadístico acordado en la Comisión Delegada de Seguimiento y Evaluación del Sistema Nacional de Garantía Juvenil.

# SISTEMA NACIONAL DE GARANTÍA JUVENIL

Datos a 31 de marzo de 2020



## ESTADOS (HOMBRES POR CC.AA, PROVINCIAS Y TIPO DE EXPEDIENTE)

	Solicitudes				Expedientes resueltos				Inscripciones				Denegaciones			
	TOTAL	Contraseña	Certificado	En Papel	TOTAL	Contraseña	Certificado	En Papel	TOTAL	Contraseña	Certificado	En Papel	TOTAL	Contraseña	Certificado	En Papel
<b>ANDALUCÍA</b>	<b>210.697</b>	<b>149.690</b>	<b>59.952</b>	<b>1.055</b>	<b>208.822</b>	<b>148.432</b>	<b>59.336</b>	<b>1.054</b>	<b>203.825</b>	<b>145.725</b>	<b>57.173</b>	<b>927</b>	<b>4.997</b>	<b>2.707</b>	<b>2.163</b>	<b>127</b>
ALMERÍA	14.262	9.009	5.205	48	13.970	8.841	5.081	48	13.614	8.660	4.910	44	356	181	171	4
CADIZ	34.758	27.255	7.401	102	34.566	27.107	7.357	102	34.060	26.810	7.162	88	506	297	195	14
CÓRDOBA	22.896	15.094	7.722	80	22.744	14.997	7.667	80	22.202	14.740	7.402	60	542	257	265	20
GRANADA	25.436	15.807	9.570	59	25.175	15.656	9.460	59	24.510	15.343	9.120	47	665	313	340	12
HUELVA	12.319	5.925	6.330	64	12.230	5.884	6.282	64	11.915	5.786	6.072	57	315	98	210	7
JAÉN	18.915	12.543	6.305	67	18.809	12.472	6.270	67	18.183	12.139	5.989	55	626	333	281	12
MÁLAGA	32.804	26.219	6.315	270	32.388	25.924	6.195	269	31.606	25.424	5.930	252	782	500	265	17
SEVILLA	49.307	37.838	11.104	365	48.940	37.551	11.024	365	47.735	36.823	10.588	324	1.205	728	436	41
<b>ARAGÓN</b>	<b>25.238</b>	<b>22.912</b>	<b>1.392</b>	<b>934</b>	<b>24.841</b>	<b>22.568</b>	<b>1.339</b>	<b>934</b>	<b>23.465</b>	<b>22.104</b>	<b>1.308</b>	<b>53</b>	<b>1.376</b>	<b>464</b>	<b>31</b>	<b>881</b>
HUESCA	3.623	3.080	434	109	3.563	3.038	416	109	3.399	2.984	409	6	164	54	7	103
TERUEL	2.391	1.992	322	77	2.365	1.979	309	77	2.269	1.958	304	7	96	21	5	70
ZARAGOZA	19.224	17.840	636	748	18.913	17.551	614	748	17.797	17.162	595	40	1.116	389	19	708
<b>CANTABRIA</b>	<b>8.748</b>	<b>8.300</b>	<b>377</b>	<b>71</b>	<b>8.635</b>	<b>8.200</b>	<b>364</b>	<b>71</b>	<b>8.469</b>	<b>8.109</b>	<b>347</b>	<b>13</b>	<b>166</b>	<b>91</b>	<b>17</b>	<b>58</b>
<b>CASTILLA LA MANCHA</b>	<b>38.747</b>	<b>32.936</b>	<b>4.882</b>	<b>929</b>	<b>38.357</b>	<b>32.617</b>	<b>4.813</b>	<b>927</b>	<b>37.481</b>	<b>32.100</b>	<b>4.627</b>	<b>754</b>	<b>876</b>	<b>517</b>	<b>186</b>	<b>173</b>
ALBACETE	7.361	6.537	690	134	7.304	6.486	684	134	7.131	6.373	645	113	173	113	39	41
CIUDAD REAL	10.887	9.282	1.392	213	10.821	9.229	1.379	213	10.573	9.093	1.309	171	248	136	71	22
CUENCA	3.456	2.841	523	92	3.409	2.810	507	92	3.333	2.768	487	78	76	42	20	14
GUADALAJARA	4.093	3.621	324	148	4.028	3.562	318	148	3.905	3.502	306	97	123	60	12	51
TOLEDO	12.950	10.655	1.953	342	12.795	10.530	1.925	340	12.539	10.364	1.880	295	256	166	45	45
<b>CASTILLA Y LEÓN</b>	<b>44.805</b>	<b>38.342</b>	<b>5.365</b>	<b>1.098</b>	<b>44.353</b>	<b>37.988</b>	<b>5.268</b>	<b>1.097</b>	<b>43.204</b>	<b>37.308</b>	<b>5.069</b>	<b>827</b>	<b>1.149</b>	<b>680</b>	<b>199</b>	<b>270</b>
ÁVILA	2.146	1.768	305	73	2.114	1.742	299	73	2.048	1.707	291	59	66	35	8	23
BURGOS	6.927	6.183	650	94	6.827	6.108	626	93	6.668	6.004	604	60	159	104	22	30
LEÓN	7.924	7.099	1.022	193	7.848	6.650	1.005	193	7.672	6.556	973	143	176	94	32	53
PALENCIA	3.517	2.932	460	125	3.494	2.916	453	125	3.420	2.871	440	109	74	45	13	16
SALAMANCA	6.624	5.759	690	175	6.571	5.715	681	175	6.420	5.630	647	143	151	85	34	32
SEGOVIA	2.775	2.575	152	48	2.729	2.534	147	48	2.637	2.466	138	33	92	68	9	15
SORIA	1.915	1.755	140	20	1.888	1.731	137	20	1.841	1.690	134	17	47	41	3	3
VALLADOLID	10.031	8.181	1.549	301	9.955	8.124	1.530	301	9.638	7.943	1.473	222	317	181	57	79
ZAMORA	2.946	2.480	397	69	2.927	2.468	390	69	2.860	2.441	369	50	67	27	21	19
<b>CATALUÑA</b>	<b>106.276</b>	<b>95.550</b>	<b>9.625</b>	<b>1.101</b>	<b>103.925</b>	<b>93.487</b>	<b>9.338</b>	<b>1.100</b>	<b>101.475</b>	<b>91.650</b>	<b>8.942</b>	<b>883</b>	<b>2.450</b>	<b>1.837</b>	<b>396</b>	<b>217</b>
BARCELONA	72.321	65.121	6.429	771	70.845	63.839	6.236	770	69.147	62.576	5.951	620	1.698	1.263	285	150
GIRONA	13.258	12.088	1.043	127	12.864	11.722	1.015	127	12.554	11.482	981	91	310	240	34	36
LLEIDA	7.197	6.207	917	73	7.029	6.054	902	73	6.866	5.931	873	62	163	123	29	11
TARRAGONA	13.500	12.134	1.236	130	13.187	11.872	1.185	130	12.908	11.661	1.137	110	279	211	48	20
<b>CEUTA</b>	<b>1.612</b>	<b>1.119</b>	<b>489</b>	<b>4</b>	<b>1.596</b>	<b>1.109</b>	<b>483</b>	<b>4</b>	<b>1.565</b>	<b>1.088</b>	<b>474</b>	<b>3</b>	<b>31</b>	<b>21</b>	<b>9</b>	<b>1</b>
<b>COMUNIDAD DE MADRID</b>	<b>127.517</b>	<b>113.250</b>	<b>7.375</b>	<b>6.892</b>	<b>125.153</b>	<b>111.176</b>	<b>7.094</b>	<b>6.883</b>	<b>119.505</b>	<b>109.393</b>	<b>6.698</b>	<b>3.414</b>	<b>5.648</b>	<b>1.783</b>	<b>396</b>	<b>3.469</b>
<b>COMUNIDAD VALENCIANA</b>	<b>77.667</b>	<b>67.484</b>	<b>9.807</b>	<b>376</b>	<b>76.682</b>	<b>66.683</b>	<b>9.623</b>	<b>376</b>	<b>75.234</b>	<b>65.757</b>	<b>9.257</b>	<b>220</b>	<b>1.448</b>	<b>926</b>	<b>366</b>	<b>156</b>
ALICANTE	27.862	24.713	3.059	90	27.437	24.345	3.002	90	26.983	24.044	2.891	48	454	301	111	42
CASTELLÓN	9.545	8.249	1.235	61	9.392	8.122	1.209	61	9.183	7.999	1.149	35	209	123	60	26
VALENCIA	40.260	34.522	5.513	225	39.853	34.216	5.412	225	39.068	33.714	5.217	137	785	502	195	88
<b>EXTREMADURA</b>	<b>25.877</b>	<b>22.039</b>	<b>3.424</b>	<b>414</b>	<b>25.726</b>	<b>21.915</b>	<b>3.397</b>	<b>414</b>	<b>25.084</b>	<b>21.494</b>	<b>3.313</b>	<b>277</b>	<b>642</b>	<b>421</b>	<b>84</b>	<b>137</b>
BADAJOS	16.707	13.677	2.768	262	16.632	13.621	2.749	262	16.202	13.336	2.689	177	430	285	60	85
CÁCERES	9.170	8.362	656	152	9.094	8.294	648	152	8.882	8.158	624	100	212	136	24	52
<b>GALICIA</b>	<b>54.177</b>	<b>50.189</b>	<b>3.494</b>	<b>494</b>	<b>53.694</b>	<b>49.784</b>	<b>3.416</b>	<b>494</b>	<b>52.412</b>	<b>48.963</b>	<b>3.307</b>	<b>142</b>	<b>1.282</b>	<b>821</b>	<b>109</b>	<b>352</b>
A CORUÑA	20.712	19.473	1.052	187	20.521	19.314	1.020	187	20.031	18.988	989	54	490	326	31	133
LUGO	5.977	5.532	387	58	5.911	5.473	380	58	5.776	5.390	364	22	135	83	16	36
OURENSE	6.291	5.953	284	54	6.217	5.887	276	54	6.070	5.781	269	20	147	106	7	34
PONTEVEDRA	21.197	19.231	1.771	195	21.045	19.110	1.740	195	20.535	18.804	1.685	46	510	306	55	149
<b>ISLAS BALEARES</b>	<b>21.441</b>	<b>20.271</b>	<b>774</b>	<b>396</b>	<b>21.138</b>	<b>19.987</b>	<b>755</b>	<b>396</b>	<b>20.610</b>	<b>19.643</b>	<b>730</b>	<b>237</b>	<b>528</b>	<b>344</b>	<b>25</b>	<b>159</b>
<b>ISLAS CANARIAS</b>	<b>75.429</b>	<b>68.365</b>	<b>5.507</b>	<b>1.557</b>	<b>74.861</b>	<b>67.904</b>	<b>5.400</b>	<b>1.557</b>	<b>73.207</b>	<b>66.454</b>	<b>5.281</b>	<b>1.472</b>	<b>1.654</b>	<b>1.450</b>	<b>119</b>	<b>85</b>
LAS PALMAS	40.654	36.835	3.027	792	40.349	36.596	2.961	792	39.381	35.747	2.889	745	968	849	72	47
SANTA CRUZ TENERIFE	34.775	31.530	2.480	765	34.512	31.308	2.439	765	33.826	30.707	2.392	727	686	601	47	38
<b>LA RIOJA</b>	<b>4.085</b>	<b>3.686</b>	<b>383</b>	<b>16</b>	<b>4.035</b>	<b>3.646</b>	<b>373</b>	<b>16</b>	<b>3.922</b>	<b>3.560</b>	<b>355</b>	<b>7</b>	<b>113</b>	<b>86</b>	<b>18</b>	<b>9</b>
<b>MELILLA</b>	<b>1.913</b>	<b>695</b>	<b>1.197</b>	<b>21</b>	<b>1.882</b>	<b>680</b>	<b>1.181</b>	<b>21</b>	<b>1.846</b>	<b>678</b>	<b>1.150</b>	<b>18</b>	<b>36</b>	<b>2</b>	<b>31</b>	<b>3</b>
<b>NAVARRA</b>	<b>11.553</b>	<b>10.806</b>	<b>670</b>	<b>77</b>	<b>11.371</b>	<b>10.636</b>	<b>658</b>	<b>77</b>	<b>11.146</b>	<b>10.478</b>	<b>627</b>	<b>41</b>	<b>225</b>	<b>158</b>	<b>31</b>	<b>36</b>
<b>PAÍS VASCO</b>	<b>43.179</b>	<b>37.746</b>	<b>3.658</b>	<b>1.775</b>	<b>42.704</b>	<b>37.387</b>	<b>3.542</b>	<b>1.775</b>	<b>36.994</b>	<b>33.282</b>	<b>3.415</b>	<b>297</b>	<b>5.710</b>	<b>4.105</b>	<b>127</b>	<b>1.478</b>
ÁLAVA	6.611	5.715	685	211	6.518	5.640	667	211	6.521	5.045	647	29	797	595	20	182
GIPUZKOA	22.634	19.452	2.232	950	22.387	19.284	2.153	950	19.468	17.230	2.065	173	2.919	2.054	88	777
BIZKAIA	13.934	12.579	741	614	13.799	12.463	722	614	11.805	11.007	703	95	1.994	1.456	191	519
<b>PRINCIPADO DE ASTURIAS</b>	<b>16.845</b>	<b>14.586</b>	<b>2.173</b>	<b>86</b>	<b>16.623</b>	<b>14.401</b>	<b>2.136</b>									



**SISTEMA NACIONAL DE GARANTÍA JUVENIL**

Datos a 31 de marzo de 2020

**ESTADOS (MUJERES POR CC.AA, PROVINCIAS Y TIPO DE EXPEDIENTE)**

	Solicitudes				Expedientes resueltos				Inscripciones				Denegaciones			
	TOTAL	Contraseña	Certificado	En Papel	TOTAL	Contraseña	Certificado	En Papel	TOTAL	Contraseña	Certificado	En Papel	TOTAL	Contraseña	Certificado	En Papel
<b>ANDALUCÍA</b>	<b>221.275</b>	<b>159.605</b>	<b>60.958</b>	<b>712</b>	<b>219.355</b>	<b>158.347</b>	<b>60.297</b>	<b>711</b>	<b>214.813</b>	<b>155.744</b>	<b>58.495</b>	<b>574</b>	<b>4.542</b>	<b>2.603</b>	<b>1.802</b>	<b>137</b>
ALMERÍA	14.995	9.762	5.196	37	14.675	9.576	5.062	37	14.280	9.383	4.866	31	395	193	196	6
CADIZ	35.976	28.435	7.477	64	35.767	28.272	7.431	64	35.241	27.962	7.239	40	526	310	192	24
CÓRDOBA	24.596	16.239	8.303	54	24.427	16.135	8.238	54	24.017	15.928	8.050	39	410	207	188	15
GRANADA	26.767	16.987	9.736	44	26.494	16.842	9.609	43	25.884	16.510	9.343	31	610	332	266	12
HUELVA	12.567	6.193	6.334	40	12.468	6.154	6.274	40	12.197	6.059	6.104	34	271	95	170	6
JAÉN	20.743	14.031	6.662	50	20.650	13.972	6.628	50	20.119	13.675	6.407	37	531	297	221	13
MÁLAGA	33.411	27.281	5.954	176	32.989	26.955	5.858	176	32.268	26.462	5.655	151	721	493	203	25
SEVILLA	52.220	40.677	11.296	247	51.885	40.441	11.197	247	50.807	39.765	10.831	211	1.078	676	366	36
<b>ARAGÓN</b>	<b>24.078</b>	<b>21.885</b>	<b>1.145</b>	<b>1.048</b>	<b>23.737</b>	<b>21.569</b>	<b>1.120</b>	<b>1.048</b>	<b>22.262</b>	<b>21.145</b>	<b>1.078</b>	<b>39</b>	<b>1.475</b>	<b>424</b>	<b>42</b>	<b>1.009</b>
HUESCA	3.421	2.879	364	178	3.376	2.843	355	178	3.149	2.800	344	5	227	43	11	173
TERUEL	2.300	1.910	254	136	2.278	1.892	250	136	2.111	1.865	243	3	167	27	7	133
ZARAGOZA	18.357	17.096	527	734	18.083	16.834	515	734	17.002	16.480	491	31	1.081	354	24	703
<b>CANTABRIA</b>	<b>7.916</b>	<b>7.475</b>	<b>383</b>	<b>58</b>	<b>7.813</b>	<b>7.382</b>	<b>373</b>	<b>58</b>	<b>7.666</b>	<b>7.301</b>	<b>353</b>	<b>12</b>	<b>147</b>	<b>81</b>	<b>20</b>	<b>46</b>
<b>CASTILLA LA MANCHA</b>	<b>39.823</b>	<b>34.186</b>	<b>4.731</b>	<b>906</b>	<b>39.405</b>	<b>33.855</b>	<b>4.646</b>	<b>904</b>	<b>38.555</b>	<b>33.298</b>	<b>4.477</b>	<b>780</b>	<b>850</b>	<b>557</b>	<b>169</b>	<b>124</b>
ALBACETE	7.767	6.918	666	183	7.693	6.855	655	183	7.531	6.738	623	170	162	117	32	123
CIUDAD REAL	12.009	10.276	1.519	214	11.904	10.205	1.485	214	11.668	10.046	1.431	191	236	159	54	23
CUENCA	3.402	2.882	438	82	3.349	2.841	426	82	3.258	2.779	413	66	91	62	13	16
GUADALAJARA	4.251	3.768	374	109	4.188	3.713	366	109	4.065	3.634	350	81	123	79	16	28
TOLEDO	12.394	10.342	1.734	318	12.271	10.241	1.714	316	12.033	10.101	1.660	272	238	140	54	44
<b>CASTILLA Y LEÓN</b>	<b>42.929</b>	<b>36.885</b>	<b>4.958</b>	<b>1.086</b>	<b>42.475</b>	<b>36.521</b>	<b>4.869</b>	<b>1.085</b>	<b>41.339</b>	<b>35.865</b>	<b>4.683</b>	<b>791</b>	<b>1.136</b>	<b>656</b>	<b>186</b>	<b>294</b>
ÁVILA	2.064	1.709	291	64	2.048	1.695	289	64	1.997	1.674	271	52	51	21	18	12
BURGOS	6.903	6.161	652	85	6.821	6.099	637	85	6.648	5.979	616	53	173	120	21	57
LEÓN	7.226	5.989	1.032	205	7.143	5.930	1.008	205	6.939	5.829	962	148	204	101	46	32
PALENCIA	3.421	2.928	380	113	3.387	2.898	376	113	3.323	2.865	363	95	64	33	13	18
SALAMANCA	6.792	5.865	743	184	6.726	5.813	730	183	6.578	5.233	702	143	148	80	28	40
SEGOVIA	2.502	2.320	137	45	2.460	2.286	129	45	2.385	2.235	123	27	75	51	6	18
SORIA	1.738	1.597	128	13	1.705	1.568	124	13	1.670	1.539	119	12	35	29	5	1
VALLADOLID	9.535	8.000	1.229	306	9.454	7.929	1.219	306	9.143	7.743	1.179	221	311	186	40	85
ZAMORA	2.748	2.316	361	71	2.731	2.303	357	71	2.656	2.268	348	40	75	35	9	31
<b>CATALUÑA</b>	<b>89.902</b>	<b>81.237</b>	<b>8.065</b>	<b>600</b>	<b>87.940</b>	<b>79.519</b>	<b>7.821</b>	<b>600</b>	<b>85.732</b>	<b>77.844</b>	<b>7.436</b>	<b>452</b>	<b>2.208</b>	<b>1.675</b>	<b>385</b>	<b>148</b>
BARCELONA	60.648	55.128	5.112	408	59.402	54.051	4.943	408	57.934	52.947	4.681	306	1.468	1.104	262	102
GIROÑA	11.192	10.251	857	84	10.878	9.956	838	84	10.607	9.743	796	68	271	213	42	16
LLEIDA	6.099	5.217	852	30	5.966	5.096	840	30	5.819	4.985	814	20	147	111	26	10
TARRAGONA	11.963	10.641	1.244	78	11.694	10.416	1.200	78	11.372	10.169	1.145	58	322	247	55	20
<b>CEUTA</b>	<b>1.901</b>	<b>1.277</b>	<b>622</b>	<b>2</b>	<b>1.887</b>	<b>1.267</b>	<b>618</b>	<b>2</b>	<b>1.848</b>	<b>1.243</b>	<b>603</b>	<b>2</b>	<b>39</b>	<b>24</b>	<b>15</b>	<b>0</b>
<b>COMUNIDAD DE MADRID</b>	<b>127.637</b>	<b>114.444</b>	<b>7.244</b>	<b>5.949</b>	<b>124.902</b>	<b>111.988</b>	<b>6.967</b>	<b>5.947</b>	<b>119.009</b>	<b>109.926</b>	<b>6.543</b>	<b>2.540</b>	<b>5.893</b>	<b>2.062</b>	<b>424</b>	<b>3.407</b>
<b>COMUNIDAD VALENCIANA</b>	<b>75.100</b>	<b>65.339</b>	<b>9.458</b>	<b>303</b>	<b>74.085</b>	<b>64.538</b>	<b>9.244</b>	<b>303</b>	<b>72.611</b>	<b>63.577</b>	<b>8.881</b>	<b>153</b>	<b>1.474</b>	<b>961</b>	<b>363</b>	<b>150</b>
ALICANTE	26.177	23.309	2.787	81	25.784	22.978	2.725	81	25.333	22.672	2.627	34	451	306	98	47
CASTELLÓN	9.263	8.047	1.171	45	9.109	7.926	1.138	45	8.906	7.788	1.091	27	203	138	47	18
VALENCIA	39.660	33.983	5.500	177	39.192	33.634	5.381	177	38.372	33.117	5.163	92	820	517	218	85
<b>EXTREMADURA</b>	<b>26.534</b>	<b>22.836</b>	<b>3.419</b>	<b>279</b>	<b>26.374</b>	<b>22.704</b>	<b>3.391</b>	<b>279</b>	<b>25.885</b>	<b>22.412</b>	<b>3.308</b>	<b>165</b>	<b>489</b>	<b>292</b>	<b>83</b>	<b>114</b>
BADAJOS	17.603	14.651	2.777	175	17.523	14.586	2.762	175	17.193	14.384	2.702	107	330	202	60	48
CÁCERES	8.931	8.185	642	104	8.851	8.118	629	104	8.692	8.028	606	58	159	90	23	66
<b>GALICIA</b>	<b>55.318</b>	<b>50.986</b>	<b>3.717</b>	<b>615</b>	<b>54.640</b>	<b>50.403</b>	<b>3.622</b>	<b>615</b>	<b>53.062</b>	<b>49.440</b>	<b>3.498</b>	<b>124</b>	<b>1.578</b>	<b>963</b>	<b>124</b>	<b>491</b>
A CORUÑA	21.663	20.271	1.155	237	21.379	20.015	1.127	237	20.773	19.630	1.088	55	606	385	39	182
LUGO	6.198	5.691	431	76	6.109	5.617	416	76	5.942	5.513	408	21	167	104	8	55
OURENSE	6.134	5.743	316	75	6.056	5.674	307	75	5.893	5.585	295	13	163	89	12	62
PONTEVEDRA	21.323	19.281	1.815	227	21.096	19.097	1.772	227	20.454	18.712	1.707	35	642	385	65	192
<b>ISLAS BALEARES</b>	<b>21.376</b>	<b>20.306</b>	<b>694</b>	<b>376</b>	<b>21.078</b>	<b>20.028</b>	<b>674</b>	<b>376</b>	<b>20.483</b>	<b>19.606</b>	<b>650</b>	<b>227</b>	<b>595</b>	<b>422</b>	<b>24</b>	<b>149</b>
<b>ISLAS CANARIAS</b>	<b>76.557</b>	<b>69.624</b>	<b>5.393</b>	<b>1.540</b>	<b>75.952</b>	<b>69.112</b>	<b>5.300</b>	<b>1.540</b>	<b>73.909</b>	<b>67.314</b>	<b>5.164</b>	<b>1.431</b>	<b>2.043</b>	<b>1.798</b>	<b>136</b>	<b>109</b>
LAS PALMAS	41.288	37.567	2.937	784	40.973	37.298	2.891	784	39.799	36.257	2.811	731	1.174	1.041	80	53
SANTA CRUZ TENERIFE	35.269	32.057	2.456	756	34.979	31.814	2.409	756	34.110	31.057	2.353	700	869	757	56	56
<b>LA RIOJA</b>	<b>3.797</b>	<b>3.464</b>	<b>312</b>	<b>21</b>	<b>3.751</b>	<b>3.424</b>	<b>306</b>	<b>21</b>	<b>3.648</b>	<b>3.345</b>	<b>293</b>	<b>10</b>	<b>103</b>	<b>79</b>	<b>13</b>	<b>11</b>
<b>MELILLA</b>	<b>2.240</b>	<b>873</b>	<b>1.338</b>	<b>29</b>	<b>2.206</b>	<b>863</b>	<b>1.314</b>	<b>29</b>	<b>2.165</b>	<b>861</b>	<b>1.280</b>	<b>24</b>	<b>41</b>	<b>2</b>	<b>34</b>	<b>5</b>
<b>NAVARRA</b>	<b>9.843</b>	<b>9.210</b>	<b>557</b>	<b>76</b>	<b>9.666</b>	<b>9.049</b>	<b>541</b>	<b>76</b>	<b>9.474</b>	<b>8.924</b>	<b>512</b>	<b>38</b>	<b>192</b>	<b>125</b>	<b>29</b>	<b>38</b>
<b>PAÍS VASCO</b>	<b>43.289</b>	<b>38.085</b>	<b>3.031</b>	<b>2.173</b>	<b>42.830</b>	<b>37.714</b>	<b>2.944</b>	<b>2.172</b>	<b>35.357</b>	<b>32.256</b>	<b>2.814</b>	<b>287</b>	<b>7.473</b>	<b>5.458</b>	<b>130</b>	<b>1.885</b>
ÁLAVA	6.837	5.945	577	315	6.756	5.877	564	315	5.512	4.935	543	34	1.244	942	21	281
GIPUZKOA	22.268	19.396	1.759	1.113	22.041	19.227	1.701	1.113	18.392	16.614	1.617	161	3.649	2.613	84	952
BIZKAIA	14.184	12.744	695	745	14.033	12.610	679	744	11.453	10.707	654	92	2.580	1.903	25	652
<b>PRINCIPADO DE ASTURIAS</b>	<b>15.254</b>	<b>13.379</b>	<b>1.809</b>	<b>66</b>	<b>15.054</b>	<b>13.206</b>	<b>1.782</b>	<b>66</b>	<b>14.742</b>							